



GENERAL ORDERS #5

1 November 2021
2021-2022 Series

TO BE READ AT MEETINGS AND POSTED:

1. Annual members are encouraged to renew their dues prior to their anniversary date to avoid a lapse in continuous membership.
2. Officers and committee members, whose membership is not in good standing by reason failing to pay current dues by their anniversary date, will be removed from office and forfeit eligibility to hold any office for the remainder of the administrative year.
3. State Headquarters will be closed on 11 November 2021 for Veterans Day.
4. State Headquarters will be closed on 25 & 26 November 2021 for Thanksgiving.
5. Posts and Districts on a July 1 - June 20 fiscal year should file the proper Federal (990) and State Tax Forms not later than 15 November 2021.
6. **Patriot's Pen** entries due to the District by 15 November 2021. District winners need to be sent to Patriot's Pen Chairman Bryan Lineberry 1542 Centerbrook Dr., New Haven, IN 46774, bryan3081@aol.com by 15 December 2021.
7. **Voice of Democracy** entries due to the District by 15 November 2021. District winners need to be sent to Voice of Democracy Chairman Keith Rohloff 100 Brinegar Dr., Springville, IN 47462, keith.rohloff@outlook.com by 15 December 2021.
8. **Teacher of the Year** entries due to the District by 15 November 2021. District winners need to be sent to Teacher of Year Chairman Bill Clark 237 E County Line Rd, Greenwood, IN 46143, clarknavyvet@sbcglobal.net by 15 December 2021.

VFW DEPARTMENT OF INDIANA

9555 E 59th Street
Indianapolis, IN 46216-1025

Phone 317.377.1795
Fax 317.377.1797

adj@vfwin.org

9. **November District Meetings:** Please see attachment.

10. The IDVA is focused on ensuring that Indiana Veterans are aware that financial assistance, which can provide up to \$2,500 in support to Veterans and their dependent family members to cover their most central and basic needs. Please see attachment.

11. "In My Words" book, we are again working with PCI, a company who will conduct a fundraising for the Department and produce a book for our membership. This is different from your 2018 "Then and Now". This is an Oral History Project, where PCI will capture more in-depth service stories from our members, record them, transcribe them, and preserve in a digital vault for your 24/7 access. This will create an exemplary book of stories and helps members to leave their legacy. Please inform all members that PCI will be sending Post Cards and conducting Phone Calls requesting members stories, correct address, phones numbers and emails. Participation is strictly voluntary.

12. 7 November Daylight Savings Time ends (**set clocks back one hour**).

13. 10 November 246th Birthday U.S. Marine Corps.

14. 11 November Veteran's Day.

15. 21 November Grenada Campaign Ended (1993).

16. 25 November Thanksgiving.

17. Several important documents are attached to these orders. Please review all.

BY ORDER OF:



RICHARD LINEBERRY
STATE COMMANDER
DEPARTMENT OF INDIANA VFW

OFFICIAL:



REBECCA MURPHY
STATE ADJUTANT
DEPARTMENT OF INDIANA VFW



Greeting Comrades,

I hope everyone is well and doing great. The beautiful fall of colors are around us.

I want to personally thank everyone for attending your Fall Conference and making it a huge success!

Richard Leirer, Sheila Corcoran, Johnny Capps, John Reischman, Dave Capshaw, Past CIC Billy Thein & I attended the VFW Big 10 Conference in Rapid City SD, what a great Conference it was. We interacted with our counterparts from 9 other states and had some great discussions with them.

Jamie and I are looking forward to seeing everyone at the Indiana Veterans Home.

With Veterans Day fast approaching, please reach out to those Veterans that you have not seen at your Post and thank them for their service. I know all the Posts have something planned along with parades etc., be sure and take photos and place them on your FB page. Every Post should have a social media presence for CIC Fritz's All-American Program.

As CIC Fritz states, "The Time is Now" and let's keep working our membership. Reach out to our younger vets for they are the future of the VFW. With the younger vets involved comes fresh ideas and growth. All Fritz is requiring is 100% + 1. Also, do not forget to update your Post's Dashboard.

Our top 2 recruiters for the month are Steve Milburn with 11 & Kenneth Lange with 10. Well, done and thank you!

If you have any recruiting events, reach out to Tyler Campbell, Membership Chairman, and he will assist in any way that he can.

I encourage everyone to sign up for the VFW Action Corps, it's very easy, text 50457 and put VFW in the message. You will then receive a link. Very easy and then you will receive weekly VFW updates which are very informative.

Posts please don't forget your VMS donation. The Veterans & Military Support (VMS) program can provide grants to Posts to assist with Adopt-a-Unit activities and events that raise money for Unmet needs. You are always there to help support military families before, during and after deployment and these resources are here to support you!

Jamie and I wish everyone a blessed and fantastic Thanksgiving with your family and friends!

Yours in Comradeship,

Dick Lineberry
Commander



VETERANS OF FOREIGN WARS.

Indiana

Comrades,

Thanksgiving is upon us! Time for family, friends and food. I am not sure about all the other Post in the state but our Post 10003 serves a free meal to anyone who wants one, no questions asked. I know many other Post do the same, I'm certain each one of you do something to help your community during the upcoming holidays! Adopt a family, have food and toy drives for children, donate money, whatever you do "Thank You for doing it".

The Veterans Foundation of Indiana is up and running again. The pandemic slowed us down some but we are ready to move forward with our mission. *The Mission Statement of the Veterans Foundation of Indiana is to support programs to increase awareness of the sacrifices of America's veterans, to promote citizenship education, volunteerism, and youth programs, also to facilitate aid for veterans and their families in need of medical, rehabilitative, educational, and employment services.*

To accomplish this mission and to sustain the Foundation we have to raise money, no different than any other foundation. Without funds we cannot help Veterans and their Families. I realize all Post help Veterans in their community, but often that help is limited! For example what if the Veteran needs more than the Post can afford? This is where the Foundation could help. The Foundation would like to have a program similar to the National Unmet Needs Program which would allow us to directly help our Veterans here in Indiana. As a first step, the Foundation is working on updating the bylaws and developing an application form for Veterans in need. The Foundation is working diligently on requesting grants from corporations and large donors, but that is a long arduous process. I would like to see the Post, Post that can afford it, make an annual donation to the Foundation. The Foundation is a 501(c)(3) charitable organization, which means you can donate to the Foundation from your gaming account.

If you are traveling over Thanksgiving be careful and drive safely, "don't over eat", and for damn sure be careful deep frying those turkeys! Personally I'm going to smoke ours this year, wish me luck!!

**HAPPY THANKSGIVING YOU, AND
YOUR FAMILIES!**

Richard Leirer
SV Commander
VFW Department of Indiana
rwleirer@yahoo.com

1 November 2021



Comrades,

There are many things that make the Veterans of Foreign Wars great. For starters, no one does more for veterans. It is a service organization that advocates on behalf of all veterans and provides community service and support all the way to the local post level. At the local post, we have all enjoyed the camaraderie of our fellow veterans. In order to continue this fine tradition, we need to encourage the recruitment and retention of our members. It is the members that truly make the VFW great.

At the post level we need to ensure that we are keeping in contact with our members to the best of our ability. Touch base with those you may not have seen in a while. Showing that our members are not forgotten can go a long way in retaining our members that most people would think. For those members that have lapsed or have not renewed their 2022 dues, the membership officer or their designated person needs to reach out and encourage their participation.

The number one recruitment topic that is brought up is the recruitment of younger members. It is the younger members that will be able to continue the traditions of the VFW and see our organization thrive for decades to come. We need to remember that with younger members come different personalities, learning styles, and mentalities. Different generations are incentivized in different ways. Post officers and the membership of each post should keep these differences in mind as we recruit members and participation. All posts need to have an e-mail address as per Commander Lineberry's October general order.

The VFW has been serving veterans for 122 years. If we want to continue serving veterans we need to continue to recruit and retain. Reach out to those current members and those veterans that are eligible for membership. Stay safe and God bless.

Respectfully,


Tyler Campbell

Membership Director

Department of Indiana

Veterans of Foreign Wars.

1 November 2021



To: District Commanders and Department Representatives


Subj: DISTRICT MEETINGS FOR THE MONTH OF NOVEMBER 2021

District meetings are scheduled as follows: Department Representatives are listed. If assigned Department Representative cannot attend the meeting, please send an alternate member, and update the State Adjutant at 317-377-1795 or at adj@vfwin.org.

| District | Date | Time | Place of Meeting | Dept. Rep |
|----------|-------|---------|---------------------------|------------------|
| One | 11/21 | 12:00pm | Lowell Post 6841 | Johnny Capps |
| Two | 11/7 | 2:00pm | Kewanna Post 1121 | Rebecca Murphy |
| Three | 11/7 | 1:00pm | Rolling Prairie Post 9423 | Dick Lineberry |
| Four | 11/20 | 3:00pm | Garrett Post 1892 | Tyler Campbell |
| Five | 11/20 | 12:00pm | Elwood Post 5782 | Sheila Corcoran |
| Six | 11/14 | 11:00am | Noblesville Post 6246 | Dick Lineberry |
| Seven | 11/21 | 10:30am | Fort Branch Post 2714 | Richard Leirer |
| Eight | 11/21 | 10:00am | Huntingburg Post 2366 | Keiston Holloway |
| Nine | 11/21 | 1:00pm | Milan Post 6234 | Greg Baker |
| Ten | 11/21 | 1:30pm | New Castle Post 1282 | Sheila Corcoran |
| Eleven | 11/20 | 10:30am | Indianapolis Post 1120 | Cory Mahan |

By Order of:

RICHARD LINEBERRY
STATE COMMANDER


Official:
REBECCA MURPHY
STATE ADJUTANT

VFW DEPARTMENT OF INDIANA

9555 E 59th Street
Indianapolis, IN 46216-1025

Phone 317.377.1795
Fax 317.377.1797

adj@vfwin.org



MILITARY APPRECIATION NIGHT WELCOMES **Veterans of Foreign Wars Indiana**

The Indy Fuel are excited to invite members of Veterans of Foreign Wars and their families to our Military Night game on Friday, November 5th. We have created a special offer for this night to show our appreciation and give you the best rates possible on tickets!

The tickets are being sold at the following rates:

Club: \$40
Platinum: \$30
Center Terrace: \$20
Attack Lower: \$18
Attack Upper: \$17

To purchase tickets, visit: <https://fuel.isportstix.com/order/group/VFW2021/>
Group Code: VFW2021

Your tickets will be printed and available to be picked up on the day of the game, November 5th, 2021. Be sure to bring your Photo ID!

-All seats are selected on a best available basis per price level selected.

-Please enter any specific seating requests (ADA Seating) in the "Comments" section when completing your order.

Contact Beau Woodcock at 317-608-2691 or bwoodcock@indyfuelhockey.com with any questions or for Ticket Plan and Group Outing information.

Veteran Voices

**Come and hear from your Legislators
and let them hear from you!!!!**

VFW Post 2695

November 11, 2021

Time: 6:00 pm

1622 E State Rd 44

Shelbyville, IN 46176

**All of our Local, County,
State and Federal Officials have been invited**



2021 Hamilton County Veterans Stand Down

The Boys & Girls Club, 1700 Conner St, Noblesville, IN

November 12th, 2021

Opening Ceremony begins at 9:45

Event Starts at 10 a.m. - 1 p.m.

**Event is FREE to all Veterans
and their immediate family members**

**Temperatures will be taken at the entrance
and face masks may be required.**

Participating organizations will be on hand to assist with VA & State Benefits,
DD214's, Job Leads, Financial Counseling Assistance & Housing & Education.

**Questions should be directed to
Emily Quillen at:**

emily.quillen@aspireindiana.org

or

317-503-2524



VETERANS DAY CONCERT




Featuring patriotic music by the

Zionsville Concert Band

Indianapolis Artsgarden
Circle Center Mall
Saturday, November 13, 2021
1:00 p.m.

Free admission, no tickets required

Medicare Advantage
plans like Humana Honor
may complement VA
benefits—did you know?



This plan may complement your VA benefits—and may save you money

And, you may save on medical costs while enjoying:

- Part B premium reduction for \$50 more in Social Security each month
- Dental, hearing and vision coverage
- \$50 over-the-counter allowance every three months**
- \$0 copay for SilverSneakers® fitness program
- Rewards for completing covered preventive health screenings, flu shots and healthy activities



Call a licensed Humana sales agent

Katie Rice

317-558-5675 (TTY: 711)

Monday – Friday, 8 a.m. – 5 p.m.

srice17@humana.com

Humana® **A more human way
to healthcare™**

*Eligible veterans may choose any Humana Medicare Advantage plan, however Humana Honor® Medicare Advantage plan does not include prescription drug coverage which helps avoid possible conflicts with VA prescription drug benefits.

Humana Honor plans are available to anyone eligible for Medicare.

**Available only through participating retailers and Humana's mail-order pharmacy, Humana Pharmacy®; always consult with your doctor or medical provider before taking over-the-counter medications.

USAA and the USAA Logo are registered trademarks of the United Services Automobile Association. All rights reserved. USAA means United Services Automobile Association and its affiliates. Use of the term "USAA member" or "USAA membership" refers to membership in USAA Membership Services and does not convey any legal or ownership rights in USAA. Restrictions apply and are subject to change.

Humana is a Medicare Advantage HMO, PPO and PFFS organization with a Medicare contract. Enrollment in any Humana plan depends on contract renewal. Applicable to Humana Honor (PPO). **At Humana, it is important you are treated fairly.** Humana Inc. and its subsidiaries comply with applicable Federal civil rights laws and do not discriminate on the basis of race, color, national origin, age, disability, sex, sexual orientation, gender identity, or religion. English: ATTENTION: If you do not speak English, language assistance services, free of charge, are available to you. Call **1-877-320-1235** (TTY: 711). **Español (Spanish):** ATENCIÓN: Si habla español, tiene a su disposición servicios gratuitos de asistencia lingüística. Llame al **1-877-320-1235** (TTY: 711). **繁體中文 (Chinese):** 注意: 如果口使用繁體中文, 口可以免費獲得語言援助服務。請致電 **1-877-320-1235** (TTY: 711)。



You served us. If you're in need, can we serve you?

Veterans can receive up to \$2,500 for basic needs.

Food • Housing • Utilities • Medical Expenses • Transportation

The Military Family Relief Fund offers emergency grants for veterans and dependent family members experiencing financial hardship

Available for veterans with wartime or peacetime service

Must be Indiana resident

Application, details and MFRF rules:

IN.gov/DVA • 317.232.3910

Or, visit your **County Veteran Service Officer (CVSO)**

The County Veterans Service Office is your local expert in all state and federal veteran benefits. They work with federal and state veterans organizations, helping veterans and their family members understand benefits they may be eligible for due to their military service.

| 2021-2022 | AUDIT REP | SHTG DUE | QM BOND | POPIES | ADM FEE | DEL FEE | 21-22 ELECTION |
|------------|-----------|----------|---------|---------|---------|---------|----------------|
| | HAVE | OWED | HAVE | ORDERED | DUE | Due | REPT RECEIVED |
| DISTRICT 1 | J | | | NA | | | X |
| 717 | JS | | X | X | | | X |
| 802 | JS | | X | X | | | X |
| 1109 | JS | \$12.00 | | | | | X |
| 2151 | JS | | X | | | | X |
| 2697 | JS | | X | X | | | X |
| 2724 | J | | X | | | | X |
| 5365 | | | X | | | | X |
| 6448 | JS | | | X | | | X |
| 6841 | J | | | X | | | X |
| 7881 | JS | | X | | | | X |
| 9323 | J | | X | | | | X |
| 9982 | J | | X | | | | X |

11/1/2021

J=JUNE S=SEPT OWED X=HAVE X=HAVE OWED OWED X=HAVE
 D=DEC M=MARCH ORDERED ORDERED
 AUDITS RECEIVED MONEY OWED TO STATE FOR ADMIN & DELEGATE FEES 2020-2021 RECEIVED

| 2021-2022 | AUDIT REP | SHTG DUE | QM BOND | POPPIES | ADM FEE | DEL FEE | 21-22 ELECTION |
|------------|-----------|----------|---------|---------|---------|---------|----------------|
| | HAVE | OWED | HAVE | ORDERED | DUE | Due | REPT RECEIVED |
| DISTRICT 2 | | | | NA | | | X |
| | | | | | | | |
| 748 | J | \$24.00 | | | | | X |
| 988 | | | X | | | | X |
| 1106 | | \$9.00 | | | | | X |
| 1121 | JS | | X | X | | | X |
| 1126 | J | \$23.00 | | | | | X |
| 1154 | JS | | X | | | | X |
| 1279 | | \$16.00 | | | | | X |
| 1343 | S | \$20.00 | X | | | | X |
| 1728 | J | | X | X | | | X |
| 2231 | J | \$17.00 | X | X | | | X |
| 2511 | J | \$16.00 | | | | | X |
| 3790 | J | | X | | | | X |
| 7760 | JS | | X | | | | X |
| 9383 | | | | | | | X |

11/1/2021

J=JUNE S=SEPT OWED X=HAVE X=HAVE OWED OWED X=HAVE
 D=DEC M=MARCH ORDERED ORDERED
 AUDITS RECEIVED MONEY OWED TO STATE FOR ADMIN & DELEGATE FEES 2020-2021 RECEIVED

| 2021-2022 | AUDIT REP | SHTG DUE | QM BOND | POPPIES | ADM FEE | DEL FEE | 21-22 ELECTION |
|------------|-----------|----------|---------|---------|---------|---------|----------------|
| | HAVE | OWED | HAVE | ORDERED | DUE | Due | REPT RECEIVED |
| DISTRICT 3 | | | X | NA | | | X |
| | | | | | | | |
| | | | | | | | |
| 88 | J | | X | X | | | X |
| 360 | | \$71.00 | X | | | | X |
| 985 | J | \$36.00 | | X | | | X |
| 1130 | JS | | | X | | | X |
| 1162 | JS | | | | | | X |
| 1954 | J | \$21.00 | X | | | | X |
| 2536 | J | | X | | | | X |
| 6919 | JS | \$12.00 | X | | | | X |
| 8972 | JS | | X | X | | | X |
| 9423 | J | \$16.00 | X | X | | | X |
| 9820 | JS | | X | X | | | X |

11/1/2021

J=JUNE S=SEPT OWED X=HAVE X=HAVE OWED OWED X=HAVE
 D=DEC M=MARCH ORDERED ORDERED RECEIVED
 AUDITS RECEIVED MONEY OWED TO STATE FOR ADMIN & DELEGATE FEES 2020-2021

| 2021-2022 | AUDIT REP | SHTG DUE | QM BOND | POPPIES | ADM FEE | DEL FEE | 21-22 ELECTION |
|------------|-----------|----------|---------|---------|---------|---------|----------------|
| | HAVE | OWED | HAVE | ORDERED | DUE | Due | REPT RECEIVED |
| DISTRICT 4 | J | | X | NA | | | X |
| | | | | | | | |
| | J | | X | | | | X |
| | | \$27.00 | | | | | X |
| | | | | | | | X |
| | | | X | | | | X |
| | J | | X | | | | X |
| | | | | | | | |
| | J | | X | | | | X |
| | | | X | | | | X |
| | J | | X | | | | X |
| | | | | | | | |
| | JS | | X | | | | X |
| | J | | X | | | | X |
| | JS | | | | | | |
| | | | X | | | | X |
| | J | | X | | | | X |
| | | | | X | | | |
| | | \$12.00 | | | | | X |

11/1/2021

J=JUNE S=SEPT OWED X=HAVE X=HAVE OWED OWED X=HAVE
 D=DEC M=MARCH ORDERED ORDERED
 AUDITS RECEIVED MONEY OWED TO STATE FOR ADMIN & DELEGATE FEES 2020-2021 RECEIVED

| 2021-2022 | AUDIT REP | SHTG DUE | QM BOND | POPPIES | ADM FEE | DEL FEE | 21-22 ELECTION |
|------------|-----------|----------|---------|---------|---------|---------|----------------|
| | HAVE | OWED | HAVE | ORDERED | DUE | Due | REPT RECEIVED |
| DISTRICT 5 | | | | NA | | | X |
| | | | | | | | X |
| 60 | | | | | | | X |
| 286 | | \$18.00 | | | | | X |
| 1110 | JS | | X | | | | X |
| 1152 | JS | | X | X | | | X |
| 2067 | JS | | X | | | | X |
| 2689 | J | | X | X | | | X |
| 5782 | JS | | X | X | | | X |
| 7081 | JS | \$15.00 | X | | | | X |
| 7403 | | \$15.00 | | | | | X |

11/1/2021

J=JUNE S=SEPT OWED X=HAVE X=HAVE OWED OWED X= HAVE
 D= DEC M=MARCH ORDERED ORDERED
 AUDITS RECEIVED MONEY OWED TO STATE FOR ADMIN & DELEGATE FEES 2020-2021 RECEIVED

| 2021-2022 | AUDIT REP | SHTG DUE | QM BOND | POPPIES | ADM FEE | DEL FEE | 21-22 ELECTION |
|------------|-----------|----------|---------|---------|---------|---------|----------------|
| | HAVE | OWED | HAVE | ORDERED | DUE | Due | REPT RECEIVED |
| DISTRICT 6 | | | | N/A | | | X |
| | | | | | | | |
| 910 | J | | | X | | | X |
| 972 | JS | | | | | | X |
| 1431 | J | | | X | | | X |
| 1550 | | | | X | | | X |
| 1752 | JS | | X | | | | X |
| 2395 | J | | X | | | | X |
| 3284 | JS | | X | | | | X |
| 3318 | J | \$28.00 | | | | | X |
| 6128 | J | | X | X | | | X |
| 6246 | J | | X | | | | X |
| 6574 | | \$18.00 | | | | | X |
| 8756 | JS | \$9.00 | X | | | | X |
| 10003 | J | | | | | | X |

11/1/2021

J=JUNE S=SEPT OWED X=HAVE X=HAVE OWED OWED X= HAVE
 D=DEC M=MARCH ORDERED ORDERED
 AUDITS RECEIVED MONEY OWED TO STATE FOR ADMIN & DELEGATE FEES 2020-2021 RECEIVED

| 2021-2022 | AUDIT REP | SHTG DUE | Q/M BOND | POPIES | ADM FEE | DEL FEE | 21-22 ELECTION |
|------------|-----------|----------|----------|---------|---------|---------|----------------|
| | HAVE | OWED | HAVE | ORDERED | DUE | Due | REPT RECEIVED |
| DISTRICT 7 | J | | X | NA | | | X |
| 604 | J | | X | X | | | X |
| 1111 | J | | | X | | | X |
| 1127 | J | | | | | | X |
| 1157 | JS | | X | X | | | X |
| 1257 | J | | X | | | | X |
| 1405 | J | | | X | | | X |
| 2459 | J | | X | | | | X |
| 2714 | | | X | X | | | X |
| 3321 | | | X | | | | X |
| 5864 | JS | | | | | | X |
| 6606 | | | | X | | | X |
| 6978 | J | | X | | | | X |
| 7117 | JS | | X | X | | | X |
| 7118 | | \$16.00 | | | | | X |
| 7850 | J | | X | X | | | X |
| 8589 | JS | | X | X | | | X |
| 9297 | | \$18.00 | | | | | X |
| 9395 | J | \$17.00 | | | | | X |
| 9627 | JS | | X | | | | X |

11/1/2021

J=JUNE S=SEPT
D=DEC M=MARCH

OWED X=HAVE X=HAVE OWED OWED
AUDITS RECEIVED ORDERED ORDERED
MONEY OWED TO STATE FOR ADMIN & DELEGATE FEES 2020-2021

X= HAVE
RECEIVED

| 2021-2022 | AUDIT REP | SHTG DUE | QM BOND | POPIES | ADM FEE | DEL FEE | 21-22 ELECTION |
|------------|-----------|----------|---------|---------|---------|---------|----------------|
| | HAVE | OWED | HAVE | ORDERED | DUE | Due | REPT RECEIVED |
| DISTRICT 8 | JS | | X | N/A | | | X |
| 673 | JS | | X | | | | X |
| 1114 | JS | | X | X | | | X |
| 1427 | J | | X | X | | | X |
| 1693 | JS | | X | | | | X |
| 1832 | JS | | X | X | | | X |
| 2366 | JS | | X | X | | | X |
| 2939 | S | | X | X | | | X |
| 2950 | JS | | X | X | | | X |
| 2953 | J | | X | | | | X |
| 3281 | J | | X | X | | | X |
| 3418 | J | | X | | | | X |
| 3587 | JS | | X | X | | | X |
| 6160 | J | | X | X | | | X |
| 11365 | J | \$9.00 | | | | | X |

11/1/2021

J=JUNE S=SEPT OWED X=HAVE X=HAVE OWED OWED X= HAVE
 D=DEC M=MARCH ORDERED ORDERED RECEIVED
 AUDITS RECEIVED MONEY OWED TO STATE FOR ADMIN & DELEGATE FEES 2020-2021

| 2021-2022 | AUDIT REP | SHTG DUE | QM BOND | POPIES | ADM FEE | DEL FEE | 21-22 ELECTION |
|------------|-----------|----------|---------|---------|---------|---------|----------------|
| | HAVE | OWED | HAVE | ORDERED | DUE | Due | REPT RECEIVED |
| DISTRICT 9 | J | | | NA | | | X |
| 1083 | | \$10.00 | X | | | | X |
| 1686 | JS | | X | X | | | X |
| 1925 | | | | | | | X |
| 1969 | JS | | X | X | | | X |
| 1987 | | | X | | | | X |
| 2014 | J | | X | X | | | X |
| 2021 | JS | | | | | | X |
| 3183 | JS | | X | X | | | X |
| 5396 | JS | | X | X | | | X |
| 6195 | JS | | X | X | | | X |
| 6234 | JS | | X | | | | X |
| 6582 | J | | | X | | | X |
| 6636 | JS | \$23.00 | X | | | | X |
| 8302 | | | X | X | | | X |
| 9107 | JS | | X | X | | | X |
| 9987 | | | X | | | | X |

11/1/2021

J=JUNE S=SEPT
D=DEC M=MARCH
AUDITS RECEIVED

X=HAVE X=HAVE OWED OWED X=HAVE
ORDERED ORDERED RECEIVED

MONEY OWED TO STATE FOR ADMIN & DELEGATE FEES 2020-2021

| 2021-2022 | AUDIT REP | SHTG DUE | QM BOND | POPIES | ADM FEE | DEL FEE | 21-22 ELECTION |
|-------------|-----------|----------|---------|---------|---------|---------|----------------|
| | HAVE | OWED | HAVE | ORDERED | DUE | Due | REPT RECEIVED |
| DISTRICT 10 | JS | | X | NA | | | X |
| | | | | | | | |
| | | | | | | | |
| 571 | J | | X | | | | X |
| 1108 | J | | X | | | | X |
| 1282 | JS | | X | X | | | X |
| 1472 | JS | | X | | | | X |
| 2693 | J | | X | X | | | X |
| 2695 | JS | | X | X | | | X |
| 6904 | JS | | X | X | | | X |
| 7084 | J | | X | X | | | X |

11/1/2021

J=JUNE S=SEPT OWED X=HAVE X=HAVE OWED OWED X=HAVE
 D=DEC M=MARCH ORDERED ORDERED ORDERED RECEIVED
 AUDITS RECEIVED

| 2021-2022 | AUDIT REP | SHTG DUE | QM BOND | POPPIES | ADM FEE | DEL FEE | 21-22 ELECTION |
|-------------|-----------|----------|---------|---------|---------|---------|----------------|
| | HAVE | OWED | HAVE | ORDERED | DUE | Due | REPT RECEIVED |
| DISTRICT 11 | J | | | NA | | | X |
| | | | | | | | |
| 98 | JS | | X | X | | | X |
| 261 | JS | | X | X | | | X |
| 908 | J | | X | X | | | X |
| 1120 | | | | | | | X |
| 1587 | J | | X | X | | | X |
| 2839 | J | | | | | | X |
| 2999 | JS | | X | | | | X |
| 5626 | J | | X | X | | | X |
| 7119 | JS | | X | X | | | X |

11/1/2021

J=JUNE S=SEPT OWED X=HAVE X=HAVE OWED OWED X= HAVE
 D=DEC M=MARCH ORDERED ORDERED
 AUDITS RECEIVED RECEIVED

Department of Indiana For 2020-2021 Year End Report

| District | Community Involvement | Cooperation with Others | Aid to Others | School or Church Assistance | Safety | Americanism/ Citizenship | Youth Activities | Total Man Hours | Total Miles | Total Post Money | Total District Community Service * |
|----------|-----------------------|-------------------------|---------------|-----------------------------|--------|--|------------------|-----------------|-----------------------|------------------|------------------------------------|
| 1 | 20 | 162 | 212 | 131 | 16 | 282 | 70 | 1168 | 3587 | \$16,383 | \$46,587 |
| 2 | 108 | 26 | 48 | 188 | 2 | 0 | 0 | 372 | 1323 | \$0 | \$9,645 |
| 3 | 569 | 373 | 700 | 26 | 59 | 670 | 492 | 2881 | #VALUE! | \$12,194 | #VALUE! |
| 4 | 136 | 145 | 453 | 13 | 24 | 42 | 53 | 866 | 2853 | \$16,958 | \$39,380 |
| 5 | 2553 | 1088 | 691 | 749 | 115 | 1603 | 16 | 7643 | 38726 | \$20,118 | \$219,901 |
| 6 | 119 | 96 | 142 | 40 | 9 | 195 | 198 | 799 | 2640 | \$3,650 | \$24,338 |
| 7 | 180 | 144 | 160 | 6 | 4 | 2 | 10 | 506 | 1464 | \$2,880 | \$15,953 |
| 8 | 837 | 1915 | 1768 | 255 | 4 | 262 | 288 | 5031 | 17554 | \$38,058 | \$168,454 |
| 9 | 87 | 95 | 254 | 72 | 26 | 36 | 20 | 569 | 1527 | \$22,189 | \$36,872 |
| 10 | 625 | 347 | 1021 | 234 | 112 | 3946 | 378 | 6677 | 25460 | \$57,089 | \$230,450 |
| 11 | 281 | 243 | 364 | 208 | 67 | 550 | 93 | 1805 | 8980 | \$26,412 | \$73,570 |
| TOTALS | 5515 | 4634 | 5813 | 1922 | 438 | 7588 | 1618 | 28317 | #VALUE! | \$215,931 | |
| | | | | | | | | | Total \$ Miles = | #VALUE! | |
| | | | | | | | | | Total \$ Man Hours = | \$720,101 | |
| | | | | | | | | | Total Dist. \$ = | \$215,931 | |
| | | | 8/21/2020 | | | * Revised _ Added Total Donated money to District total. | | | Total Dept. Report = | \$936,032 | |
| | | | | | | Includes miles, hours, money | | | Total Dept. Project = | 27,528 | |

IN District 1 as of Monday, November 1, 2021

| State | Post | Dst | Life | New | Reinst | Cont | Total | Adjusted Prior Year | Percent | Div | RS | City | State | N/R LM | Prior Annual | Retention | N/R % |
|-----------------------|------|-----|------------|----------|----------|-----------|-------------|------------------------|---------------|----------|----|--------------|-------|----------|--------------|-----------|---------------|
| 15 | 717 | 1 | 134 | 1 | 0 | 20 | 155 | 214 | 72.43% | 5 | | SAINT JOHN | IN | 0 | 110 | 30.00% | 0.47 % |
| 15 | 802 | 1 | 150 | 2 | 0 | 12 | 164 | 208 | 78.85% | 5 | | HAMMOND | IN | 0 | 59 | 28.81% | 0.96 % |
| 15 | 1109 | 1 | 42 | 0 | 0 | 11 | 53 | 62 | 85.48% | 10 | | HIGHLAND | IN | 0 | 16 | 56.25% | 0.00 % |
| 15 | 2151 | 1 | 70 | 0 | 0 | 0 | 70 | 77 | 90.91% | 9 | | GARY | IN | 0 | 6 | 33.33% | 0.00 % |
| 15 | 2697 | 1 | 40 | 0 | 0 | 6 | 46 | 60 | 76.67% | 10 | | MUNSTER | IN | 0 | 15 | 40.00% | 0.00 % |
| 15 | 2724 | 1 | 17 | 0 | 0 | 1 | 18 | 35 | 51.43% | 11 | | WHITING | IN | 0 | 16 | 12.50% | 0.00 % |
| 15 | 5365 | 1 | 112 | 0 | 0 | 11 | 123 | 156 | 78.85% | 6 | | HOBART | IN | 0 | 48 | 31.25% | 0.00 % |
| 15 | 6448 | 1 | 69 | 2 | 0 | 9 | 80 | 95 | 84.21% | 8 | | DYER | IN | 0 | 28 | 46.43% | 2.11 % |
| 15 | 6841 | 1 | 139 | 1 | 0 | 15 | 155 | 174 | 89.08% | 6 | | LOWELL | IN | 0 | 32 | 43.75% | 0.57 % |
| 15 | 7881 | 1 | 52 | 2 | 0 | 1 | 55 | 61 | 90.16% | 10 | | HESSVILLE | IN | 0 | 10 | 20.00% | 3.28 % |
| 15 | 9323 | 1 | 65 | 0 | 0 | 2 | 67 | 76 | 88.16% | 9 | | LAKE STATION | IN | 0 | 17 | 17.65% | 0.00 % |
| 15 | 9982 | 1 | 68 | 0 | 0 | 11 | 79 | 95 | 83.16% | 8 | | GRIFFITH | IN | 0 | 27 | 55.56% | 0.00 % |
| District Total | | | 958 | 8 | 0 | 99 | 1065 | 1313 | 81.11% | 5 | | | | 0 | 0 | | 0.61 % |

IN District 2 as of Monday, November 1, 2021

| State | Post | Dst | Life | New | Reinst | Cont | Total | Adjusted Prior Year | Percent | Div | RS | City | State | N/R LM | Prior Annual | Retention | N/R % |
|-----------------------|------|-----|-------------|----------|----------|------------|-------------|------------------------|---------------|----------|----|------------|-------|----------|--------------|-----------|---------------|
| 15 | 748 | 2 | 107 | 0 | 0 | 25 | 132 | 153 | 86.27% | 6 | | KNOX | IN | 0 | 52 | 53.85% | 0.00 % |
| 15 | 988 | 2 | 157 | 1 | 1 | 22 | 181 | 210 | 86.19% | 5 | | VALPARAISO | IN | 0 | 48 | 47.92% | 0.95 % |
| 15 | 1106 | 2 | 27 | 0 | 0 | 4 | 31 | 44 | 70.45% | 11 | | REYNOLDS | IN | 0 | 18 | 33.33% | 0.00 % |
| 15 | 1121 | 2 | 42 | 0 | 0 | 4 | 46 | 54 | 85.19% | 10 | | KEWANNA | IN | 0 | 11 | 54.55% | 0.00 % |
| 15 | 1126 | 2 | 136 | 1 | 1 | 5 | 143 | 159 | 89.94% | 6 | | WARSAW | IN | 0 | 24 | 29.17% | 1.26 % |
| 15 | 1154 | 2 | 314 | 0 | 1 | 22 | 337 | 378 | 89.15% | 3 | | LAFAYETTE | IN | 1 | 59 | 44.07% | 0.53 % |
| 15 | 1279 | 2 | 87 | 0 | 0 | 8 | 95 | 106 | 89.62% | 8 | | RENSSELAER | IN | 0 | 18 | 50.00% | 0.00 % |
| 15 | 1343 | 2 | 100 | 1 | 0 | 16 | 117 | 154 | 75.97% | 6 | | ROCHESTER | IN | 0 | 49 | 46.94% | 0.65 % |
| 15 | 1728 | 2 | 129 | 0 | 1 | 5 | 135 | 160 | 84.38% | 6 | | WINAMAC | IN | 2 | 19 | 42.11% | 1.88 % |
| 15 | 2231 | 2 | 82 | 3 | 0 | 13 | 98 | 124 | 79.03% | 7 | | MONTICELLO | IN | 0 | 36 | 36.11% | 2.42 % |
| 15 | 2511 | 2 | 84 | 0 | 0 | 9 | 93 | 115 | 80.87% | 7 | | PORTER | IN | 1 | 31 | 38.71% | 0.87 % |
| 15 | 3790 | 2 | 267 | 1 | 0 | 16 | 284 | 339 | 83.78% | 4 | | LOGANSPOUT | IN | 0 | 61 | 37.70% | 0.29 % |
| 15 | 7760 | 2 | 46 | 1 | 0 | 19 | 66 | 91 | 72.53% | 8 | | PORTAGE | IN | 0 | 45 | 51.11% | 1.10 % |
| 15 | 9383 | 2 | 63 | 0 | 0 | 5 | 68 | 98 | 69.39% | 8 | | DELPHI | IN | 1 | 27 | 18.52% | 1.02 % |
| District Total | | | 1641 | 8 | 4 | 173 | 1826 | 2185 | 83.56% | 3 | | | | 5 | 0 | | 0.78 % |

IN District 3 as of Monday, November 1, 2021

| State | Post | Dst | Life | New | Reinst | Cont | Total | Adjusted Prior Year | Percent | Div | RS | City | State | N/R LM | Prior Annual | Retention | N/R % |
|-----------------------|------|-----|-------------|-----------|----------|------------|-------------|------------------------|---------------|----------|----|-----------------|-------|----------|--------------|-----------|---------------|
| 15 | 88 | 3 | 53 | 0 | 0 | 9 | 62 | 78 | 79.49% | 9 | | ELKHART | IN | 1 | 23 | 43.48% | 1.28 % |
| 15 | 360 | 3 | 514 | 1 | 1 | 39 | 555 | 623 | 89.09% | 3 | | MISHAWAKA | IN | 0 | 147 | 35.37% | 0.32 % |
| 15 | 985 | 3 | 184 | 2 | 0 | 27 | 213 | 266 | 80.08% | 4 | | GOSHEN | IN | 2 | 65 | 46.15% | 1.50 % |
| 15 | 1130 | 3 | 180 | 1 | 1 | 23 | 205 | 265 | 77.36% | 4 | | LA PORTE | IN | 1 | 78 | 38.46% | 1.13 % |
| 15 | 1162 | 3 | 74 | 0 | 0 | 11 | 85 | 108 | 78.70% | 8 | | PLYMOUTH | IN | 0 | 31 | 38.71% | 0.00 % |
| 15 | 1954 | 3 | 111 | 2 | 0 | 16 | 129 | 144 | 89.58% | 6 | | NORTH LIBERTY | IN | 0 | 47 | 46.81% | 1.39 % |
| 15 | 2536 | 3 | 135 | 0 | 0 | 16 | 151 | 197 | 76.65% | 5 | | MICHIGAN CITY | IN | 0 | 58 | 29.31% | 0.00 % |
| 15 | 6919 | 3 | 63 | 0 | 0 | 7 | 70 | 82 | 85.37% | 9 | | CULVER | IN | 0 | 19 | 42.11% | 0.00 % |
| 15 | 8972 | 3 | 109 | 1 | 0 | 9 | 119 | 122 | 97.54% | 7 | | BREMEN | IN | 1 | 32 | 34.38% | 1.64 % |
| 15 | 9423 | 3 | 85 | 0 | 0 | 6 | 91 | 108 | 84.26% | 8 | | ROLLING PRAIRIE | IN | 0 | 19 | 36.84% | 0.00 % |
| 15 | 9820 | 3 | 78 | 4 | 0 | 9 | 91 | 98 | 92.86% | 8 | | SOUTH BEND | IN | 1 | 23 | 30.43% | 5.10 % |
| District Total | | | 1586 | 11 | 2 | 172 | 1771 | 2091 | 84.69% | 4 | | | | 6 | 0 | | 0.91 % |

IN District 4 as of Monday, November 1, 2021

| State | Post | Dst | Life | New | Reinst | Cont | Total | Adjusted Prior Year | Percent | Div | RS | City | State | N/R LM | Prior Annual | Retention | N/R % |
|-----------------------|-------|-----|-------------|-----------|----------|------------|-------------|------------------------|---------------|----------|----|---------------|-------|----------|--------------|-----------|---------------|
| 15 | 857 | 4 | 162 | 2 | 1 | 24 | 189 | 228 | 82.89% | 5 | | FORT WAYNE | IN | 1 | 65 | 40.00% | 1.75 % |
| 15 | 1421 | 4 | 217 | 2 | 1 | 7 | 227 | 230 | 98.70% | 5 | | FORT WAYNE | IN | 0 | 14 | 42.86% | 1.30 % |
| 15 | 1892 | 4 | 52 | 0 | 1 | 3 | 56 | 80 | 70.00% | 9 | | GARRETT | IN | 0 | 15 | 33.33% | 1.25 % |
| 15 | 2457 | 4 | 112 | 0 | 0 | 21 | 133 | 227 | 58.59% | 5 | | NEW HAVEN | IN | 0 | 59 | 40.68% | 0.00 % |
| 15 | 2749 | 4 | 212 | 4 | 0 | 23 | 239 | 270 | 88.52% | 4 | | KENDALLVILLE | IN | 0 | 61 | 40.98% | 1.48 % |
| 15 | 3846 | 4 | 63 | 2 | 0 | 2 | 67 | 82 | 81.71% | 9 | | CHURUBUSCO | IN | 0 | 7 | 14.29% | 2.44 % |
| 15 | 4717 | 4 | 66 | 0 | 1 | 6 | 73 | 86 | 84.88% | 9 | | WOLF LAKE | IN | 0 | 20 | 40.00% | 1.16 % |
| 15 | 5582 | 4 | 141 | 0 | 0 | 3 | 144 | 151 | 95.36% | 6 | | COLUMBIA CITY | IN | 0 | 13 | 53.85% | 0.00 % |
| 15 | 6236 | 4 | 81 | 0 | 1 | 9 | 91 | 104 | 87.50% | 8 | | DECATUR | IN | 0 | 19 | 52.63% | 0.96 % |
| 15 | 6751 | 4 | 101 | 0 | 0 | 2 | 103 | 109 | 94.50% | 8 | | GENEVA | IN | 0 | 4 | 25.00% | 0.00 % |
| 15 | 7205 | 4 | 135 | 1 | 0 | 13 | 149 | 179 | 83.24% | 6 | | ANGOLA | IN | 4 | 40 | 55.00% | 2.79 % |
| 15 | 10006 | 4 | 68 | 0 | 0 | 3 | 71 | 80 | 88.75% | 9 | | FORT WAYNE | IN | 0 | 12 | 33.33% | 0.00 % |
| District Total | | | 1410 | 11 | 5 | 116 | 1542 | 1826 | 84.44% | 4 | | | | 5 | 0 | | 1.15 % |

IN District 5 as of Monday, November 1, 2021

| State | Post | Dst | Life | New | Reinst | Cont | Total | Adjusted Prior Year | Percent | Div | RS | City | State | N/R LM | Prior Annual | Retention | N/R % |
|-----------------------|------|-----|-------------|-----------|----------|------------|-------------|------------------------|---------------|----------|----|------------|-------|----------|--------------|-----------|---------------|
| 15 | 60 | 5 | 43 | 0 | 0 | 6 | 49 | 65 | 75.38% | 10 | | MARION | IN | 0 | 19 | 47.37% | 0.00 % |
| 15 | 286 | 5 | 100 | 3 | 0 | 17 | 120 | 144 | 83.33% | 6 | | WABASH | IN | 0 | 33 | 60.61% | 2.08 % |
| 15 | 1110 | 5 | 80 | 1 | 0 | 9 | 90 | 108 | 83.33% | 8 | | FRANKFORT | IN | 0 | 30 | 46.67% | 0.93 % |
| 15 | 1152 | 5 | 503 | 5 | 1 | 38 | 547 | 683 | 80.09% | 3 | | KOKOMO | IN | 0 | 165 | 37.58% | 0.88 % |
| 15 | 2067 | 5 | 168 | 0 | 0 | 27 | 195 | 251 | 77.69% | 4 | | PERU | IN | 0 | 91 | 40.66% | 0.00 % |
| 15 | 2689 | 5 | 338 | 5 | 0 | 86 | 429 | 515 | 83.30% | 3 | | HUNTINGTON | IN | 2 | 263 | 47.53% | 1.36 % |
| 15 | 5782 | 5 | 129 | 1 | 1 | 19 | 150 | 186 | 80.65% | 5 | | ELWOOD | IN | 1 | 61 | 36.07% | 1.61 % |
| 15 | 7081 | 5 | 97 | 0 | 0 | 10 | 107 | 122 | 87.70% | 7 | | DUNKIRK | IN | 0 | 23 | 43.48% | 0.00 % |
| 15 | 7403 | 5 | 109 | 0 | 0 | 4 | 113 | 125 | 90.40% | 7 | | MARION | IN | 0 | 19 | 26.32% | 0.00 % |
| District Total | | | 1567 | 15 | 2 | 216 | 1800 | 2199 | 81.85% | 3 | | | | 3 | 0 | | 0.91 % |

IN District 6 as of Monday, November 1, 2021

| State | Post | Dst | Life | New | Reinst | Cont | Total | Adjusted Prior Year | Percent | Div | RS | City | State | N/R LM | Prior Annual | Retention | N/R % |
|-----------------------|-------|-----|-------------|-----------|----------|------------|-------------|------------------------|---------------|----------|----|------------------|-------|-----------|--------------|-----------|---------------|
| 15 | 910 | 6 | 92 | 0 | 0 | 12 | 104 | 135 | 77.04% | 7 | | LEBANON | IN | 1 | 35 | 31.43% | 0.74 % |
| 15 | 972 | 6 | 766 | 0 | 0 | 18 | 784 | 867 | 90.43% | 2 | | TERRE HAUTE | IN | 1 | 87 | 28.74% | 0.12 % |
| 15 | 1431 | 6 | 155 | 1 | 0 | 13 | 169 | 189 | 89.42% | 5 | | CRAWFORDSVILLE | IN | 0 | 33 | 39.39% | 0.53 % |
| 15 | 1550 | 6 | 225 | 2 | 0 | 0 | 227 | 252 | 90.08% | 4 | | GREENCASTLE | IN | 1 | 9 | 33.33% | 1.19 % |
| 15 | 1752 | 6 | 73 | 1 | 0 | 9 | 83 | 101 | 82.18% | 8 | | ROCKVILLE | IN | 0 | 27 | 37.04% | 0.99 % |
| 15 | 2395 | 6 | 76 | 1 | 1 | 5 | 83 | 95 | 87.37% | 8 | | COVINGTON | IN | 0 | 15 | 33.33% | 2.11 % |
| 15 | 3284 | 6 | 35 | 0 | 0 | 6 | 41 | 46 | 89.13% | 11 | | ROACHDALE | IN | 0 | 10 | 70.00% | 0.00 % |
| 15 | 3318 | 6 | 226 | 1 | 0 | 0 | 227 | 240 | 94.58% | 5 | | ATTICA | IN | 0 | 19 | 5.26% | 0.42 % |
| 15 | 6128 | 6 | 91 | 1 | 0 | 20 | 112 | 140 | 80.00% | 7 | | BROWNSBURG | IN | 0 | 59 | 42.37% | 0.71 % |
| 15 | 6246 | 6 | 118 | 3 | 0 | 34 | 155 | 323 | 47.99% | 4 | | NOBLESVILLE | IN | 0 | 174 | 24.14% | 0.93 % |
| 15 | 6574 | 6 | 125 | 0 | 0 | 5 | 130 | 139 | 93.53% | 7 | | WEST TERRE HAUTE | IN | 0 | 13 | 46.15% | 0.00 % |
| 15 | 8756 | 6 | 27 | 0 | 0 | 5 | 32 | 33 | 96.97% | 11 | | CICERO | IN | 1 | 17 | 41.18% | 3.03 % |
| 15 | 10003 | 6 | 202 | 2 | 0 | 27 | 231 | 350 | 66.00% | 4 | | CARMEL | IN | 8 | 111 | 33.33% | 2.86 % |
| District Total | | | 2211 | 12 | 1 | 154 | 2378 | 2910 | 81.71% | 3 | | | | 12 | 0 | | 0.86 % |

IN District 7 as of Monday, November 1, 2021

| State | Post | Dst | Life | New | Reinst | Cont | Total | Adjusted Prior Year | Percent | Div | RS | City | State | N/R LM | Prior Annual | Retention | N/R % |
|-----------------------|------|-----|-------------|-----------|-----------|------------|-------------|------------------------|---------------|----------|----|---------------|-------|----------|--------------|-----------|---------------|
| 15 | 604 | 7 | 142 | 0 | 0 | 14 | 156 | 187 | 83.42% | 5 | | BLOOMINGTON | IN | 0 | 47 | 44.68% | 0.00 % |
| 15 | 1111 | 7 | 356 | 1 | 2 | 17 | 376 | 433 | 86.84% | 3 | | MOORESVILLE | IN | 3 | 78 | 21.79% | 1.39 % |
| 15 | 1127 | 7 | 133 | 3 | 2 | 10 | 148 | 202 | 73.27% | 5 | | BRAZIL | IN | 1 | 73 | 26.03% | 2.97 % |
| 15 | 1157 | 7 | 138 | 0 | 1 | 32 | 171 | 220 | 77.73% | 5 | | VINCENNES | IN | 1 | 81 | 46.91% | 0.91 % |
| 15 | 1257 | 7 | 174 | 0 | 2 | 5 | 181 | 196 | 92.35% | 5 | | MARTINSVILLE | IN | 0 | 21 | 14.29% | 1.02 % |
| 15 | 1405 | 7 | 99 | 0 | 0 | 8 | 107 | 130 | 82.31% | 7 | | SPENCER | IN | 0 | 29 | 34.48% | 0.00 % |
| 15 | 2459 | 7 | 85 | 1 | 0 | 11 | 97 | 128 | 75.78% | 7 | | SULLIVAN | IN | 0 | 39 | 30.77% | 0.78 % |
| 15 | 2714 | 7 | 189 | 1 | 0 | 23 | 213 | 256 | 83.20% | 4 | | FORT BRANCH | IN | 0 | 74 | 41.89% | 0.39 % |
| 15 | 3321 | 7 | 65 | 0 | 0 | 19 | 84 | 97 | 86.60% | 8 | | WASHINGTON | IN | 0 | 69 | 34.78% | 0.00 % |
| 15 | 5864 | 7 | 310 | 9 | 1 | 55 | 375 | 472 | 79.45% | 3 | | GREENWOOD | IN | 4 | 161 | 39.75% | 2.97 % |
| 15 | 6606 | 7 | 68 | 0 | 0 | 4 | 72 | 93 | 77.42% | 8 | | CLAY CITY | IN | 0 | 20 | 35.00% | 0.00 % |
| 15 | 6978 | 7 | 230 | 0 | 2 | 12 | 244 | 275 | 88.73% | 4 | | NEW WHITELAND | IN | 0 | 45 | 35.56% | 0.73 % |
| 15 | 7117 | 7 | 94 | 0 | 0 | 5 | 99 | 112 | 88.39% | 7 | | WORTHINGTON | IN | 0 | 15 | 26.67% | 0.00 % |
| 15 | 7118 | 7 | 63 | 1 | 1 | 9 | 74 | 100 | 74.00% | 8 | | LINTON | IN | 0 | 35 | 42.86% | 2.00 % |
| 15 | 7850 | 7 | 36 | 0 | 0 | 7 | 43 | 57 | 75.44% | 10 | | GOSPORT | IN | 0 | 21 | 38.10% | 0.00 % |
| 15 | 8589 | 7 | 30 | 0 | 1 | 9 | 40 | 53 | 75.47% | 10 | | SHOALS | IN | 0 | 22 | 50.00% | 1.89 % |
| 15 | 9297 | 7 | 103 | 0 | 1 | 12 | 116 | 129 | 89.92% | 7 | | CRANE | IN | 0 | 31 | 51.61% | 0.78 % |
| 15 | 9395 | 7 | 57 | 0 | 0 | 8 | 65 | 104 | 62.50% | 8 | | LOGOOTEETEE | IN | 0 | 46 | 21.74% | 0.00 % |
| 15 | 9627 | 7 | 75 | 1 | 0 | 7 | 83 | 120 | 69.17% | 7 | | ODON | IN | 0 | 40 | 22.50% | 0.83 % |
| District Total | | | 2447 | 17 | 13 | 267 | 2744 | 3364 | 81.56% | 2 | | | | 9 | 0 | | 1.16 % |

IN District 8 as of Monday, November 1, 2021

| State | Post | Dst | Life | New | Reinst | Cont | Total | Adjusted Prior Year | Percent | Div | RS | City | State | N/R LM | Prior Annual | Retention | N/R % |
|-----------------------|-------|-----|-------------|-----------|----------|------------|-------------|------------------------|---------------|----------|----|-------------|-------|----------|--------------|-----------|---------------|
| 15 | 673 | 8 | 276 | 0 | 0 | 30 | 306 | 349 | 87.68% | 4 | | JASPER | IN | 0 | 54 | 66.67% | 0.00 % |
| 15 | 1114 | 8 | 1115 | 3 | 2 | 179 | 1299 | 1531 | 84.85% | 1 | | EVANSVILLE | IN | 1 | 429 | 58.04% | 0.39 % |
| 15 | 1427 | 8 | 88 | 0 | 0 | 3 | 91 | 101 | 90.10% | 8 | | CHARLESTOWN | IN | 0 | 14 | 50.00% | 0.00 % |
| 15 | 1693 | 8 | 264 | 0 | 0 | 13 | 277 | 314 | 88.22% | 4 | | NEW ALBANY | IN | 0 | 61 | 29.51% | 0.00 % |
| 15 | 1832 | 8 | 177 | 1 | 0 | 9 | 187 | 210 | 89.05% | 5 | | CLARKSVILLE | IN | 1 | 27 | 37.04% | 0.95 % |
| 15 | 2366 | 8 | 98 | 0 | 0 | 36 | 134 | 160 | 83.75% | 6 | | HUNTINGBURG | IN | 1 | 64 | 64.06% | 0.63 % |
| 15 | 2939 | 8 | 105 | 3 | 0 | 12 | 120 | 147 | 81.63% | 6 | | TELL CITY | IN | 0 | 41 | 39.02% | 2.04 % |
| 15 | 2950 | 8 | 122 | 1 | 3 | 5 | 131 | 154 | 85.06% | 6 | | CORYDON | IN | 0 | 38 | 34.21% | 2.60 % |
| 15 | 2953 | 8 | 122 | 0 | 1 | 8 | 131 | 156 | 83.97% | 6 | | EVANSVILLE | IN | 0 | 34 | 32.35% | 0.64 % |
| 15 | 3281 | 8 | 341 | 1 | 0 | 23 | 365 | 397 | 91.94% | 3 | | NEW ALBANY | IN | 0 | 53 | 47.17% | 0.25 % |
| 15 | 3418 | 8 | 181 | 0 | 0 | 25 | 206 | 241 | 85.48% | 5 | | BOONVILLE | IN | 0 | 67 | 40.30% | 0.00 % |
| 15 | 3587 | 8 | 114 | 0 | 0 | 14 | 128 | 155 | 82.58% | 6 | | PETERSBURG | IN | 0 | 33 | 54.55% | 0.00 % |
| 15 | 6160 | 8 | 59 | 1 | 0 | 7 | 67 | 85 | 78.82% | 9 | | ENGLISH | IN | 0 | 29 | 48.28% | 1.18 % |
| 15 | 11365 | 8 | 43 | 1 | 0 | 9 | 53 | 57 | 92.98% | 10 | | FERDINAND | IN | 0 | 17 | 64.71% | 1.75 % |
| District Total | | | 3105 | 11 | 6 | 373 | 3495 | 4057 | 86.14% | 2 | | | | 3 | 0 | | 0.49 % |

IN District 9 as of Monday, November 1, 2021

| State | Post | Dst | Life | New | Reinst | Cont | Total | Adjusted Prior Year | Percent | Div | RS | City | State | N/R LM | Prior Annual | Retention | N/R % |
|-----------------------|------|-----|-------------|-----------|----------|------------|-------------|---------------------|---------------|----------|----|---------------|-------|----------|--------------|-----------|---------------|
| 15 | 1083 | 9 | 30 | 0 | 0 | 6 | 36 | 39 | 92.31% | 11 | | CROTHERSVILLE | IN | 0 | 7 | 57.14% | 0.00 % |
| 15 | 1686 | 9 | 58 | 5 | 1 | 17 | 81 | 107 | 75.70% | 8 | | OOLITIC | IN | 0 | 46 | 34.78% | 5.61 % |
| 15 | 1925 | 9 | 153 | 3 | 1 | 25 | 182 | 267 | 68.16% | 4 | | SEYMOUR | IN | 0 | 105 | 33.33% | 1.50 % |
| 15 | 1969 | 9 | 130 | 3 | 0 | 11 | 144 | 169 | 85.21% | 6 | | MADISON | IN | 0 | 33 | 54.55% | 1.78 % |
| 15 | 1987 | 9 | 107 | 2 | 2 | 6 | 117 | 147 | 79.59% | 6 | | COLUMBUS | IN | 0 | 36 | 27.78% | 2.72 % |
| 15 | 2014 | 9 | 101 | 1 | 1 | 12 | 115 | 146 | 78.77% | 6 | | BROOKVILLE | IN | 2 | 51 | 35.29% | 2.74 % |
| 15 | 2021 | 9 | 56 | 0 | 1 | 7 | 64 | 82 | 78.05% | 9 | | NORTH VERNON | IN | 0 | 29 | 24.14% | 1.22 % |
| 15 | 3183 | 9 | 119 | 1 | 0 | 15 | 135 | 154 | 87.66% | 6 | | BATESVILLE | IN | 0 | 40 | 70.00% | 0.65 % |
| 15 | 5396 | 9 | 55 | 1 | 0 | 14 | 70 | 100 | 70.00% | 8 | | VEVAY | IN | 0 | 37 | 43.24% | 1.00 % |
| 15 | 6195 | 9 | 42 | 1 | 0 | 5 | 48 | 67 | 71.64% | 10 | | NASHVILLE | IN | 0 | 17 | 35.29% | 1.49 % |
| 15 | 6234 | 9 | 70 | 3 | 0 | 4 | 77 | 90 | 85.56% | 8 | | MILAN | IN | 0 | 38 | 15.79% | 3.33 % |
| 15 | 6582 | 9 | 113 | 0 | 0 | 4 | 117 | 130 | 90.00% | 7 | | AUSTIN | IN | 0 | 16 | 31.25% | 0.00 % |
| 15 | 6636 | 9 | 88 | 0 | 0 | 41 | 129 | 176 | 73.30% | 6 | | SALEM | IN | 0 | 93 | 47.31% | 0.00 % |
| 15 | 8302 | 9 | 59 | 0 | 0 | 15 | 74 | 90 | 82.22% | 8 | | PAOLI | IN | 0 | 31 | 54.84% | 0.00 % |
| 15 | 9107 | 9 | 70 | 3 | 0 | 20 | 93 | 117 | 79.49% | 7 | | MITCHELL | IN | 0 | 45 | 44.44% | 2.56 % |
| 15 | 9987 | 9 | 25 | 0 | 0 | 7 | 32 | 34 | 94.12% | 11 | | NAPOLEON | IN | 0 | 14 | 71.43% | 0.00 % |
| District Total | | | 1276 | 23 | 6 | 209 | 1514 | 1915 | 79.06% | 4 | | | | 2 | 0 | | 1.62 % |

IN District 10 as of Monday, November 1, 2021

| State | Post | Dst | Life | New | Reinst | Cont | Total | Adjusted Prior Year | Percent | Div | RS | City | State | N/R LM | Prior Annual | Retention | N/R % |
|-----------------------|------|-----|-------------|----------|----------|------------|-------------|---------------------|---------------|----------|----|--------------|-------|----------|--------------|-----------|---------------|
| 15 | 571 | 10 | 104 | 0 | 0 | 12 | 116 | 157 | 73.89% | 6 | | CONNERSVILLE | IN | 0 | 42 | 40.48% | 0.00 % |
| 15 | 1108 | 10 | 307 | 1 | 0 | 20 | 328 | 377 | 87.00% | 3 | S | RICHMOND | IN | 3 | 76 | 39.47% | 1.06 % |
| 15 | 1282 | 10 | 132 | 0 | 0 | 16 | 148 | 232 | 63.79% | 5 | | NEW CASTLE | IN | 1 | 42 | 33.33% | 0.43 % |
| 15 | 1472 | 10 | 54 | 0 | 0 | 5 | 59 | 65 | 90.77% | 10 | | LIBERTY | IN | 0 | 9 | 55.56% | 0.00 % |
| 15 | 2693 | 10 | 140 | 2 | 0 | 30 | 172 | 220 | 78.18% | 5 | | GREENFIELD | IN | 1 | 76 | 40.79% | 1.36 % |
| 15 | 2695 | 10 | 162 | 3 | 0 | 32 | 197 | 296 | 66.55% | 4 | | SHELBYVILLE | IN | 1 | 84 | 33.33% | 1.35 % |
| 15 | 6904 | 10 | 106 | 3 | 0 | 15 | 124 | 150 | 82.67% | 6 | | FORTVILLE | IN | 0 | 54 | 40.74% | 2.00 % |
| 15 | 7084 | 10 | 87 | 0 | 0 | 9 | 96 | 120 | 80.00% | 7 | | UNION CITY | IN | 1 | 27 | 51.85% | 0.83 % |
| District Total | | | 1092 | 9 | 0 | 139 | 1240 | 1617 | 76.68% | 4 | | | | 7 | 0 | | 0.99 % |

IN District 11 as of Monday, November 1, 2021

| State | Post | Dst | Life | New | Reinst | Cont | Total | Adjusted Prior Year | Percent | Div | RS | City | State | N/R LM | Prior Annual | Retention | N/R % |
|-----------------------|------|-----|-------------|-----------|----------|------------|-------------|------------------------|---------------|----------|----|--------------|-------|----------|--------------|-----------|---------------|
| 15 | 98 | 11 | 48 | 1 | 1 | 15 | 65 | 101 | 64.36% | 8 | | INDIANAPOLIS | IN | 0 | 48 | 31.25% | 1.98 % |
| 15 | 261 | 11 | 123 | 2 | 0 | 19 | 144 | 222 | 64.86% | 5 | | LAWRENCE | IN | 0 | 97 | 23.71% | 0.90 % |
| 15 | 908 | 11 | 100 | 3 | 0 | 24 | 127 | 174 | 72.99% | 6 | | INDIANAPOLIS | IN | 0 | 72 | 38.89% | 1.72 % |
| 15 | 1120 | 11 | 141 | 0 | 1 | 9 | 151 | 195 | 77.44% | 5 | | INDIANAPOLIS | IN | 0 | 52 | 23.08% | 0.51 % |
| 15 | 1587 | 11 | 118 | 2 | 3 | 139 | 262 | 323 | 81.11% | 4 | | INDIANAPOLIS | IN | 0 | 201 | 70.15% | 1.55 % |
| 15 | 2839 | 11 | 96 | 0 | 0 | 13 | 109 | 139 | 78.42% | 7 | S | INDIANAPOLIS | IN | 0 | 34 | 38.24% | 0.00 % |
| 15 | 2999 | 11 | 113 | 1 | 3 | 15 | 132 | 149 | 88.59% | 6 | | INDIANAPOLIS | IN | 0 | 26 | 42.31% | 2.68 % |
| 15 | 5626 | 11 | 67 | 1 | 1 | 5 | 74 | 85 | 87.06% | 9 | | BEECH GROVE | IN | 0 | 19 | 52.63% | 2.35 % |
| 15 | 7119 | 11 | 313 | 1 | 0 | 21 | 335 | 403 | 83.13% | 3 | | INDIANAPOLIS | IN | 0 | 80 | 35.00% | 0.25 % |
| District Total | | | 1119 | 11 | 9 | 260 | 1399 | 1791 | 78.11% | 4 | | | | 0 | 0 | | 1.12 % |

