


VETERANS OF FOREIGN WARS OF THE UNITED STATES

TELEPHONE (317) 377-1795

DEPARTMENT OF INDIANA
9555 E. 59th STREET
INDIANAPOLIS, INDIANA 46216

FAX (317) 377-1797



May 1, 2020

Greetings Comrades,


I hope all is well, and that you are all being safe in this trying time. Now more than ever, we need to watch over one another. Even with the shelter in place declared by Governor Holcomb, there are many success stories amidst the limitations.

First of all, Shelbyville Post 2695, with Chaplain Judy King and Edie Seilers to name a few, have kept busy sewing to "save lives." Their contributions were even highlighted on the VFW website at a national level. Additionally, many other posts have served meals to veterans via carry out or delivery. Noblesville Post, 6246 has made themselves a central food bank, accepting donations and feeding community families. Some posts have partnered with the American Red Cross for blood drives to help the medical community during this difficult time. Additionally, posts have conducted drive-through elections, to include Post 1969 most recently. Post 1587 held a zoom meeting to populate their election report for '20-'21.

While National Convention is canceled, we are under a holding pattern regarding State Convention until guidance is received from the Governor. The health and well-being of Indiana's citizens is our primary concern.

While there are so many things that are concerning to us all, there is so much more to be thankful for in light of these modern concerns. With that, I'd like to extend a huge thank you for your continued hard work, dedication, and positivity; and hope we adjust to a new normal soon.

Yours in Comradeship,



David Capshaw
Commander
Dept. of Indiana Veterans of Foreign Wars

VETERANS OF FOREIGN WARS OF THE UNITED STATES

TELEPHONE (317) 377-1795

DEPARTMENT OF INDIANA
9555 E. 58th STREET
INDIANAPOLIS, INDIANA 46216

FAX (317) 377-1797



GENERAL ORDERS #11

1 May, 2020
2019-20 Series

TO BE READ AT MEETINGS AND POSTED:

1. **State Convention:** Is taking place in June, but will be modified per the Governor's orders. As such, standby for updates. Check website at www.vfwin.org for details. Posts and Districts are still responsible for completing all reports, bonds, etc that are due. We are limited in physical meeting, but still have obligations. Make sure to review the final spreadsheet attached to these orders. Audits, labeled as JDSM, means all have been turned in. If you are missing one, please submit ASAP. All audits are scanned into digital files for safe keeping at the Dept. Level. Additionally on this spreadsheet, you will see an "X" under Poppies, Bonds, and Election Reports if they are completed. We understand elections are challenging under the current circumstances. Use Zoom, as authorized by National, and paper ballots as needed. ALL: Times are fluid and changing. We must take pause, and stay diligent to the phrase: "Standby on Words." Meaning: We are at the mercy of much higher leadership, making good decisions on our behalf. Be amenable to flexibility. It's who we are.

2. **National Convention:** Is Canceled. Please see www.vfw.org for their statement about the 121st convention.

3. **Post Commanders and Quartermasters:** are reminded that post elections were to be completed in the last month, per bylaw, and Election Reports to be filed immediately with National. National submits them to us, and the Adjutant saves them in your digital Post file. See spreadsheet for missing post elections.

IMPORTANT: Per Section 216, Manual of Procedure requires all elected and appointed post officers to submit proof of eligibility for the files of the Post Adjutant prior to installation. The Adjutant will keep the DD214 proving eligibility on file.

4. **Post Quartermasters** are reminded that form 103 and 104 are due annually to your township/county assessor. Forms should be due no later than 15 May 2019. Additionally, Form 136, to establish not for profit exemptions should also be filed with the township/county assessor not later than 15 May. Form 136 is to be filed every two years in even numbered years.

5. **District Commanders:** Pursuant to Section 403 of the National By-Laws and the Manual of Procedure, each District shall hold an annual District Convention for the purpose of electing District officers, such convention to be held not less than ten (10) days nor more than seventy-five (75) days prior to the convening of the Department Convention. District officers shall not be installed or assume the duties of their office until proof of eligibility has been submitted and properly reviewed per section 416, Manual of Procedure.

6. **Post Commanders and Quartermasters:** If delegate fees have been paid for National convention, please note these checks will be sent back, if already mailed, as the convention has been canceled.

7. **Community Activities Report:** Final report was due April 30 to Becky Murphy.

8. **Combat Vet:** Due to COVID 19 limitations, the spring edition has been delayed, and may not be present this fiscal year until a later date. In the future, the edition will be an online edition only, and will be accessible at www.vfwin.org. If anyone has articles and photos in a digital format to submit, please send to the HQ Adjutant at adjvfwin@gmail.com.

9. **Memorial Day** is fast approaching, and Ace Hardware has donated flags on behalf of VFW posts all around Indiana. They may be delayed because of COVID concerns; however we are still proud of those whom have served so that we may continue to live in this glorious country and serve as well. If you have received flags, please post them accordingly on the graves of our fallen, and remember to thank Ace for their continued Memorial and Veteran support.

10. **All Commanders, QMs, and ADJs:** Please review the report attached and be certain to locate and send in any missing trustee reports, bonds, and election reports. Additionally, make sure all individuals elected obtain Troop ID for their job roles to be performed through the VFW dashboard. The future is upon us, and our jobs are easier if properly reporting on OMS and the VFW dashboard. These responsibilities are expected upon assuming these roles. Please note that signing up for Troop ID is easy, but takes a few days to verify. Please visit www.vfw.org to sign up, and upon completed election documents, take the training modules to serve your local and district posts properly.

11. **Local Issues:** Please note there has been an uptick in local issues being reported above District to State Headquarters. This is not the proper use of the chain of command, and these local concerns will be re-routed without exception to local officers and district officers. Per the March General Orders, review your chain of command, and please abide by these professional expectations.

12. **Mailing address** is NOT the PO Box. This changed in March per the General Orders. Update your addresses please to 9555-E 59th Street, Indianapolis IN, 46216. HQ is not responsible for undelivered mail, or missing reports/audits sent to the defunct PO Box.

BY ORDER OF:

David Capshaw
STATE COMMANDER

OFFICIAL:



Deborah Ryan
STATE ADJUTANT

1. **May District Meetings Schedule:** Please see attachment. This is a draft, and may be fluid due to COVID limitations for meeting. Contact District for details.

2. **State Shirts:** Order forms are on the website, please use this form, and send in to order shirts and hoodies. You may mail to our street address, fax to 317-377-1797, or email to adjvfwwin@gmail.com. Be certain to watch sizing prices carefully, and if you would like them shipped, please be certain to indicate that with payment on your order form(s). Credit cards are accepted.

3. **Good deeds:** Please congratulate Judy King and Edie Seilers at Post 2695 (Shelbyville), and their teammates for working so diligently in "Stitching to Save Lives." These diligent members have creatively found a way to serve local medical professionals by sewing comfort masks and headbands to mitigate wounds from appearing above their ears from continual wear. Their efforts brought National Attention by way of a video posted on National's website!

Next, Noblesville Post 6246 brought a food bank to life starting modestly in the basement, and growing to produce over 6000 meals for area VFW members, service members, and local community members. Posts have partnered with the Red Cross to provide blood and plasma donations, and elections have been conducted via Zoom for Post 1587, and drive through under Cmdr. Carolyn Fisher's command for Post 1969. While we know there are many more of you contributing to the community whose posts aren't mentioned; please continue to serve with servants' hearts, and to care for and love your fellow neighbor and veterans; as this is what we are here to do.

4. **Membership:** Posts that have reached 100% membership since March include: 2697, 1121, 360, 1421, 60, 2689, 3318, 8756, 10003, 1111, 1405, 3321, 6978, 1832, 261, 1120, and 1587. Well done!

5. Posts that have submitted completed packets for **All State** are as follows: 10003, 360, 2689, 8756, 1111, 3321, 261, 1120, 2697, and 1587.

6. Posts celebrating their **75th Anniversaries** this month are Post 2014, 2021, and 1752. Well done!

7. See attachments regarding future events and information shared with HQ, to include the 2020 Golf tournament in Terre Haute, COVID 19 resources, NIBCC military support fund, district reports and items due.

8. Important Dates:

1 May: Loyalty Day

2 May: Council of Administration: 1 PM, at Post 7119-6525 Lee Rd. Indianapolis, IN 46236 (Masks are not provided; bring/wear own if needed). (Elections will be held; be prepared to produce eligibility by means of your DD214). See www.vfwwin.org.


25 Memorial Day (HQ is Closed).

VETERANS OF FOREIGN WARS OF THE UNITED STATES

TELEPHONE (317) 377-1795

DEPARTMENT OF INDIANA
9555 E. 59th STREET
INDIANAPOLIS, INDIANA 46216

FAX (317) 377-1797



4 May, 2020

To: District Commanders and Department Representatives

Subj: District Meeting Assignments for the month of May, 2020.

District meetings are scheduled as follows: Department Representatives are listed. If assigned Department Representative cannot attend the meeting, please send an alternate member and update with Deborah Ryan, State Adjutant at 317-377-1795, or better yet with documentation at adjvfw@gmail.com.

District	Date	Time	Place of Meeting	Dept. Rep
One	Canceled			
Two	05/17	2:00 PM	Winamac Post 1728	TBA
Three	06/07	1:00 PM	Mishawaka Post 360	TBA
Four	05/16	15:00 PM	Columbia City Post 5582	Dick Lineberry
Five	05.16	12:00 PM	Kokomo Post 1152	David Capshaw
Six	05/17	11:00 AM	Noblesville 6246	Richard Leirer-
Seven	05/17	10:30 EST	Linton Post 7118	Keiston Holloway
Eight	05/17	11:00 EST	Tell City Post 2939	Dick Lineberry
Nine	05/17	13:30 PM	Madison Post 1969	TBA
Ten	05/09	1:00 PM	Richmond Post 1108	Eric Billman
Eleven	05/16	TBA	Lawrence Post 261	Sheila Corcoran

By Order Of:

David Capshaw
State Commander

Official:

Deborah Ryan
State Adjutant

A handwritten signature in black ink, appearing to read "Deborah Ryan", written over the printed name and title.



VFW STATE COMMANDER – David Capshaw

2020-2021 STATE SHIRT

Button up T-shirt w/Pocket (See picture)

Order Deadlines:

Orders MUST be received by these deadlines to be delivered at State Conference Events.

Your order will be placed on the closest deadline after it is received.

April 8th (to receive at Convention), June 17th (to receive at School), Aug. 19th (to receive at Fall)

No orders will be accepted after Aug. 19th

Name: _____ Phone: _____ Post: _____

Address: _____


All shirts and sweatshirts will have Dave's Logo

Men's Shirts w/Pocket (Pocket Not Optional) – Runs True to Size

Small to XL - \$30.00 2XL - \$31.00 3XL - \$34.00 4XL - \$35.00 5XL - \$37.00

Ladies Shirts (Pocket not Available) – Runs Small

Small to XL - \$30.00 2XL - \$31.00 3XL - \$34.00



Men/Ladies	Size	Quantity	Total \$

Zip Up Hoodie – Heather Grey - Men's Sizes Only

Sweatshirts: Small to XL - \$30.00 2XL - \$39.00 3XL - \$40.00 4XL - \$42.00 5XL - \$43.00

Size	Quantity	Total \$

Name and VFW Office Embroidered on right chest

(If you do NOT want right chest embroidered, subtract \$4.00 from the cost of each shirt.)

Name _____

Title _____

Post/AUX OR Branch of Service _____

Branch of Service will NOT be on sleeve.

Sub-Total \$ _____

Shipping Fee \$8.00 (up to 3 shirts or 2 sweatshirts)

Shipping \$ _____

Total \$ _____

Please make checks payable to VFW Department of Indiana

Accepting Cash, Check, or Money Order

For questions please call State HQ @ 317-377-1795

Mail Orders to:
VFW Dept. of Indiana
9555 E. 59th St.
Indpls., IN 46216

Fax Orders to: (317)377-1797

E-Mail Orders:
advfwin@gmail.com



VFW State Golf Tournament 2020

August 8th & 9th 2020

William S. Rea Golf Course

3500 S 7th St, Terre Haute, In


Tee Times: 9:00 AM Shotgun Start
Tees: Women and men over 70 Will play the Red
Tees Men 60 and over will play the Gold Tees
Everyone else Will play the White Tees
Format: Everyone plays their own ball on Sat with
triple boggy Max. Sunday will be a 4 man
Scramble
And if there are any 3 somes they will
alternate The 4th shot
Rule: You can move the ball 1 club length not
nearer The hole, nor out of a Hazard
Closest to the Pin: All Par 3's
Longest Drive: There will be separate holes for each age
group
Prizes: 1st and 2nd place for each age group on Sat
1-3 team on Sun
Entry Fee: \$70.00 Per person

Name _____ Phone _____

Hole Sponsorship \$100.00

Thank You for all that you do and Stay Safe

PS If you want to play on Friday to warm up Call the golf course at
812-232-0709 to make tee times Cost is
\$25.00



If you are an Active Duty Service Member, Reservist, Guardsman or Recently separated veteran in Northeast Indiana, and are experiencing an emergency affecting health and well-being, your community wants to help you and your family!

The NIBCC Military Support Fund

The MSF is a 501(c)(3) nonprofit charity established in 2012 between the Northeast Indiana Base Community Council (NIBCC) and the Community Foundation of Greater Fort Wayne. The program offers one-time emergency financial assistance (up to \$650) to help with:

- Basic living expenses
- Solitary disaster
- Medical/dental expenses
- Essential Home/Auto Repair expenses
- Employment income gaps or issues
- And other essential needs

The MSF is funded by donations and the NIBCC's annual Race for the Warrior held in Fort Wayne. The intent is to support ready and resilient military members and military families. Service Members living in or assigned to a unit or base in the 11 counties commonly known as Northeast Indiana are eligible for a grant, and the fund also assists veterans within 12 months of exiting the military.

To procure a Military Support Fund grant, the applicant must complete a 3-page application, including a page for applicant and submitting authority information, a narrative statement explaining the cause of the urgent financial crisis, and a budget worksheet reflecting typical monthly income and expenses. Copies of the outstanding invoices, bills, repair statements must be attached to the application. The completed grant application with attachments are emailed to the MSF Committee for review and discussion. If approved, checks made payable to vendors/creditors are mailed or delivered, usually within 24 hours of an MSF request.

For more eligibility details and a grant application, please contact a Family Assistance Specialist, your Family Readiness Program Director, or email northeastindianabcc@gmail.com



Northeast Indiana Base Community Council, Inc.
Application for Military Support Fund Grant

A. PERSONAL INFORMATION:

Last Name: First: MI:

Grade / Rank: Traditional ☐ Technician ☐ AGR ☐ ADOS ☐

Home of Record:

Unit//Wing/Company of Assignment:

Are You Currently Mobilized: Yes ☐ No ☐ # of Dependents:

Years in the U. S. Military: Separation Date:

Mobilizations/Deployments:

Name & Cell number for you, your POA or other designee:

FINANCIAL HARDSHIP INFORMATION:

Provide a narrative statement in Section B below that provides background on the financial hardship, all steps taken to rectify the situation to date, and complete a current budget worksheet in Section C.

ACCOUNT(S) INFORMATION:

Provide current copy of bill(s) and/or invoice(s) directly related to the financial hardship. In most cases, approved grants will be paid directly to the appropriate vendor/creditors.

GRANT AMOUNT REQUESTED: \$

Applicant Signature: Date:

Requesting Authority Name: Office Phone:

Cell Phone: Email:

Requesting Authority Signature: Date:

* Requesting Authority Duty Title:

* Note: Must be Military Support Fund Committee Member, NCO, CMD, or FAS

1 of 3

B. FINANCIAL HARDSHIP NARRATIVE (To be completed by grant applicant or his/her designee or Power of Attorney).

Note: If your narrative (background story) is written on a separate page, simply reference it here and attach the narrative with the bills/invoices submitted for this grant application.

Note: For each bill/invoice you are requesting assistance with, please List the dollar amount, and the name, address, phone number, name on the account and account number, and attach a copy of the bill/invoice:

1. _____

2. _____

3. _____

C. GRANT APPLICATION BUDGET WORKSHEET:

MSF GRANT APPLICATION BUDGET WORKSHEET

Service Member Name: _____

Gross Monthly Income:

_____	\$
_____	\$
_____	\$
_____	\$
_____	\$
_____	\$
Total Gross Monthly Income:	\$

Monthly Expenses (Average):

_____	\$
_____	\$
_____	\$
_____	\$
_____	\$
_____	\$
_____	\$
_____	\$
_____	\$
_____	\$
_____	\$
_____	\$
_____	\$
_____	\$
Total Monthly Expenses:	\$

**THANK YOU FOR YOUR SERVICE TO
OUR COUNTRY AND COMMUNITIES!**

2019-20	AUDIT REP	SHTG DUE	QM BOND	POPPIES	ADM FEE	DEL FEE	20-21 ELECTION
	HAVE	OWED	HAVE	ORDERED	DUE	Due	REPT RECEIVED
DISTRICT 1	JSD		X	X			
717	JSD		X	X			
802	JS		X				
1109	JSD						
1563							
2151	MJSD		X	X			
2697	JS		X	X			
2724	JSD		X	X			
5365	JS		X	X			
6448	J		X	X			
6841	JSD		X				
7881	MJSD		X	X			
9323	JS	\$9.00	X	X			
9982	JSD		X				

4/29/2020

J=JUNE S=SEPT OWED X=HAVE OWED X=HAVE
 D=DEC M=MARCH ORDERED ORDERED
 AUDITS RECEIVED RECEIVED

2019-20	AUDIT REP	SHTG DUE	QM BOND	POPIES	ADM FEE	DEL FEE	20-21 ELECTION
	HAVE	OWED	HAVE	ORDERED	DUE	Due	REPT RECEIVED
DISTRICT 2	J		X				
748	JSD			X			
988							
1106	JS						
1121	JSD		X	X			
1126	JSD		X				
1154	JSD		X	X			
1279	JS		X				
1343	J		X				
1728	JSD		X	X			
2231	JSD						
2511	JSD		X				
3790	JSD		X	X			
7760	MJSD		X				
9383	JSD		X				

4/29/2020

J=JUNE S=SEPT OWED X=HAVE OWED X=HAVE
 D=DEC M=MARCH ORDERED ORDERED RECEIVED
 AUDITS RECEIVED

2019-20	AUDIT REP	SHTG DUE	QM BOND	POPPIES	ADM FEE	DEL FEE	20-21 ELECTION
	HAVE	OWED	HAVE	ORDERED	DUE	Due	REPT RECEIVED
DISTRICT 3	JS		X				
88	JSD		X				
360	JSD		X	X			
985	JSD			X			
1130	JSD		X	X			
1162	JSD		X				
1954	MJSD		X	X			
2536	S			X			
6919	JSD		X	X			X
8972	JSD		X	X			
9423	J		X	X			
9820	MJSD		X	X			

4/29/2020

J=JUNE S=SEPT OWED X=HAVE OWED X= HAVE
 D=DEC M=MARCH ORDERED ORDERED RECEIVED
 AUDITS RECEIVED

2019-20	AUDIT REP	SHTG DUE	QM BOND	POPIES	ADM FEE	DEL FEE	20-21 ELECTION
	HAVE	OWED	HAVE	ORDERED	DUE	Due	REPT RECEIVED
DISTRICT 4	JSD		X				
857	JSD		X				
1421	D						
1892							
2457	JD		X	X			
2749	J		X	X			
3846	JSD						
4717	S	\$10.00	X				
5582	MJSD		X				
6236	JS		X	X			
6751	JSD		X	X			
7205	MJSD		X	X			X
10006	JSD		X				
11314	Post	Closure					

4/29/2020

J=JUNE S=SEPT OWED X=HAVE OWED X=HAVE
 D=DEC M=MARCH ORDERED ORDERED RECEIVED
 AUDITS RECEIVED

2019-20	AUDIT REP	SHTG DUE	QM BOND	POPPIES	ADM FEE	DEL FEE	20-21 ELECTION
	HAVE	OWED	HAVE	ORDERED	DUE	Due	REPT RECEIVED
DISTRICT 5	J						
60	J		X	X			
266	J						
286	SD		X	X			
1110	JSD		X	X			
1152	JSD		X	X			X
2067	D		X	X			
2689	JSD		X	X			
5782	JSD		X	X			X
7081	MJSD		X	X			
7403	JS		X	X			

4/29/2020

J=JUNE S=SEPT OWE D X=HAVE X=HAVE X=HAVE
D=DEC M=MARCH ORDERED ORDERED ORDERED
AUDITS RECEIVED AUDITS RECEIVED AUDITS RECEIVED

2019-20	AUDIT REP	SHTG DUE	QM BOND	POPPIES	ADM FEE	DEL FEE	20-21 ELECTION
	HAVE	OWED	HAVE	ORDERED	DUE	Due	REPT RECEIVED
DISTRICT 6	JD		X				
910	SD						
972	JSD						
1431	J		X	X			
1550		\$23.00					
1752	D		X				
2395	JSD	\$9.00	X				
3284	MJSD		X				
3318	JSD						
6128	JS		X	X			
6246	JSD		X	X			
6574		\$14.00					
8756	MJSD		X	X			
10003	JS		X	X			

4/29/2020

J=JUNE S=SEPT OWED X=HAVE OWED X=HAVE
 D=DEC M=MARCH ORDERED ORDERED
 AUDITS RECEIVED RECEIVED

2019-20	AUDIT REP	SHTG DUE	QM BOND	POPIES	ADM FEE	DEL FEE	20-21 ELECTION
	HAVE	OWED	HAVE	ORDERED	DUE	Due	REPT RECEIVED
DISTRICT 7	JSD		X				
604	MJSD		X	X			
1111	JSD		X	X			
1127	JSD		X	X			
1157	JSD		X	X			
1257	MJSD		X	X			
1405	MJSD		X	X			
2459	MJSD		X	X			
2714	MJSD		X	X			
3321	MJSD		X	X		X	X
5864	MJSD		X				
6606				X			
6978	JSD		X	X			
7117	JSD		X	X			
7118	JSD		X	X			X
7850	JSD		X	X			
8589	MJSD		X	X			X
9297	JSD		X	X			
9395	JSD		X	X			
9627	JSD		X	X			

4/29/2020

J=JUNE S=SEPT OWEED X=HAVE X=HAVE X=HAVE
D=DEC M=MARCH ORDERED ORDERED ORDERED
AUDITS RECEIVED RECEIVED RECEIVED

2019-20	AUDIT REP	SHTG DUE	QM BOND	POPPIES	ADM FEE	DEL FEE	20-21 ELECTION
	HAVE	OWED	HAVE	ORDERED	DUE	Due	REPT RECEIVED
DISTRICT 8	JSD		X				
673	MJSD		X	X			
1114	JSD		X	X			
1427	MJSD		X	X			
1693	MJSD		X	X			
1832	JSD		X	X			
2366	MJSD		X	X			
2939	JSD		X	X			
2950	MJSD		X	X			
2953	JSD		X	X			
3281	JSD		X	X			
3418	JSD		X				
3587	MJSD		X	X			X
6160	MJSD		X	X			
11365	JSD	\$5.00	X	X			

4/29/2020

J=JUNE S=SEPT OWED X=HAVE OWED X=HAVE
 D=DEC M=MARCH ORDERED ORDERED RECEIVED
 AUDITS RECEIVED

2019-20	AUDIT REP	SHTG DUE	QM BOND	POPIES	ADM FEE	DEL FEE	20-21 ELECTION
	HAVE	OWED	HAVE	ORDERED	DUE	Due	REPT RECEIVED
DISTRICT 9	J		X				
1083		\$5.00	X				
1686	JSD		X	X			
1925	JS		X	X			
1969	JSD		X	X			
1987	JS	X	X	X			
2014	JSD	X	X	X			
2021	MJSD						X
3183	MJSD		X				
5312			X	X			
5396	MJSD		X	X			
6195	MJSD		X	X			X
6234	JS		X				
6582	JS		X	X			
6636	JSD		X	X			
8302	MJSD		X	X			
9107	JSD		X	X			
9987	SD	\$5.00	X				

4/29/2020

J=JUNE S=SEPT OWED X=HAVE OWED OWED X= HAVE
 D=DEC M=MARCH ORDERED ORDERED RECEIVED
 AUDITS RECEIVED

2019-20	AUDIT REP	SHTG DUE	QM BOND	POPPIES	ADM FEE	DEL FEE	20-21 ELECTION
	HAVE	OWED	HAVE	ORDERED	DUE	Due	REPT RECEIVED
DISTRICT 10	JSD		X				
571	MJSD		X	X			X
1108	MJSD		X	X			
1282	JSD		X	X			
1472	JD		X	X			
2693	JSD		X	X			
2695	JSD		X	X			
6904	MJSD		X	X			
7084	JSD		X	X			

4/29/2020

J=JUNE S=SEPT OWED X=HAVE OWED X= HAVE
D=DEC M=MARCH ORDERED RECEIVED
AUDITS RECEIVED

2019-20	AUDIT REP	SHTG DUE	QM BOND	POPIES	ADM FEE	DEL FEE	20-21 ELECTION
	HAVE	OWED	HAVE	ORDERED	DUE	Due	REPT RECEIVED
DISTRICT 11	JSD		X				
98	JSD		X	X			X
261	MJSD		X	X			
908	JSD		X	X			
1120	JSD		X	X			
1587	MJSD		X	X			X
2839	JSD		X	X			
2999	JSD		X	X			
5626	JSD		X	X			
7119	JSD		X	X			

4/29/2020

J=JUNE S=SEPT OWED X=HAVE OWED X=HAVE
 D=DEC M=MARCH ORDERED ORDERED RECEIVED
 AUDITS RECEIVED

IN District 2 as of Thursday, April 30, 2020

State	Post	Dst	Life	New	Reinst	Cont	Total	Adjusted Prior Year	Percent	Div	RS	City	State	N/R LM	Prior Annual	Retention	N/R %
15	748	2	106	2	1	42	151	162	93.21%	6		KNOX	IN	0	54	75.93%	1.85 %
15	988	2	154	1	0	42	197	215	91.63%	5		VALPARAISO	IN	1	62	69.35%	0.93 %
15	1106	2	26	0	0	18	44	51	86.27%	10		REYNOLDS	IN	0	23	68.00%	0.00 %
15	1121	2	43	0	0	10	53	53	100.00%	10		KEWANNA	IN	0	11	90.91%	0.00 %
15	1126	2	131	0	1	23	155	174	89.08%	6		WARSAW	IN	0	36	72.22%	0.57 %
15	1154	2	332	5	4	49	390	405	96.30%	3		LAFAYETTE	IN	0	64	84.38%	2.22 %
15	1279	2	87	1	0	17	105	113	92.92%	7		RENSSELAER	IN	0	24	79.17%	0.88 %
15	1343	2	108	2	0	46	156	157	99.36%	6		ROCHESTER	IN	1	50	92.00%	1.91 %
15	1728	2	143	0	0	18	161	181	88.95%	6		WINAMAC	IN	0	31	67.74%	0.00 %
15	2231	2	85	1	1	31	118	131	90.08%	7		MONTICELLO	IN	2	45	77.78%	3.05 %
15	2511	2	88	0	0	30	118	125	94.40%	7		PORTER	IN	1	36	83.33%	0.80 %
15	3790	2	295	1	1	52	349	383	91.12%	3		LOGANSPOUT	IN	0	76	72.37%	0.52 %
15	7760	2	41	3	2	37	83	97	85.57%	8		PORTAGE	IN	0	56	73.21%	5.15 %
15	9383	2	62	0	1	25	88	108	81.48%	8		DELPHI	IN	0	48	60.42%	0.93 %
District Total			1701	16	11	440	2168	2355	92.05%	3				5	0		1.36 %

IN District 1 as of Thursday, April 30, 2020

State	Post	Dst	Life	New	Reinst	Cont	Total	Adjusted Prior Year	Percent	Div	RS	City	State	N/R LM	Prior Annual	Retention	N/R %
15	717	1	138	2	1	65	206	258	79.84%	4		SAINT JOHN	IN	0	118	61.86%	1.16 %
15	802	1	154	0	0	58	212	220	96.36%	5		HAMMOND	IN	1	65	96.92%	0.45 %
15	1109	1	43	1	0	15	59	67	88.06%	10		HIGHLAND	IN	0	23	78.26%	1.49 %
15	1563	1	94	2	0	42	138	160	86.25%	6		MERRILLVILLE	IN	0	61	73.77%	1.25 %
15	2151	1	74	2	0	3	79	80	98.75%	9		GARY	IN	0	6	66.67%	2.50 %
15	2697	1	42	1	0	13	56	54	103.70%	10		MUNSTER	IN	0	14	78.57%	1.85 %
15	2724	1	16	0	0	11	27	38	71.05%	11		WHITING	IN	0	21	52.38%	0.00 %
15	5365	1	104	2	0	42	148	162	91.36%	6		HOBART	IN	1	56	78.57%	1.85 %
15	6448	1	64	2	2	19	87	90	96.67%	8		DYER	IN	0	26	65.38%	4.44 %
15	6841	1	140	2	3	26	171	175	97.71%	6		LOWELL	IN	0	31	90.32%	2.86 %
15	7881	1	53	1	0	8	62	76	81.58%	9		HESSVILLE	IN	0	23	47.83%	1.32 %
15	9323	1	64	0	1	16	81	78	103.85%	9		LAKE STATION	IN	0	14	92.86%	1.28 %
15	9982	1	68	0	0	27	95	101	94.06%	8		GRIFFITH	IN	0	33	75.76%	0.00 %
District Total			1054	15	7	345	1421	1559	91.14%	4				2	0		1.54 %

IN District 3 as of Thursday, April 30, 2020

State	Post	Dst	Life	New	Reinst	Cont	Total	Adjusted Prior Year	Percent	Div	RS	City	State	N/R LM	Prior Annual	Retention	N/R %
15	88	3	56	0	0	19	75	81	92.59%	9		ELKHART	IN	0	27	74.07%	0.00 %
15	360	3	529	18	6	118	671	644	104.19%	3		MISHAWAKA	IN	3	115	100.00%	4.19 %
15	985	3	203	1	2	58	264	298	88.59%	4		GOSHEN	IN	1	78	83.33%	1.34 %
15	1130	3	183	4	2	69	258	267	96.63%	4		LA PORTE	IN	0	84	82.14%	2.25 %
15	1162	3	81	1	0	30	112	121	92.56%	7		PLYMOUTH	IN	0	40	77.50%	0.83 %
15	1954	3	103	4	1	35	143	156	91.67%	6		NORTH LIBERTY	IN	0	51	64.71%	3.21 %
15	2536	3	137	1	3	54	195	206	94.66%	5		MICHIGAN CITY	IN	1	68	80.88%	2.43 %
15	6919	3	63	0	0	17	80	87	91.95%	9		CULVER	IN	0	25	68.00%	0.00 %
15	8748	3	17	0	0	2	19	25	76.00%	11		SOUTH BEND	IN	0	9	100.00%	0.00 %
15	8972	3	110	2	1	23	136	141	96.45%	7		BREMEN	IN	0	30	83.33%	2.13 %
15	9423	3	77	0	0	19	96	107	89.72%	8		ROLLING PRAIRIE	IN	0	35	71.43%	0.00 %
15	9820	3	70	1	0	21	92	96	95.83%	8		SOUTH BEND	IN	0	34	73.53%	1.04 %
District Total			1629	32	15	465	2141	2229	96.05%	3				5	0		2.33 %

IN District 4 as of Thursday, April 30, 2020

State	Post	Dst	Life	New	Reinst	Cont	Total	Adjusted Prior Year	Percent	Div	RS	City	State	N/R LM	Prior Annual	Retention	N/R %
15	857	4	158	10	3	49	220	225	97.78%	5		FORT WAYNE	IN	0	65	73.85%	5.78 %
15	1421	4	221	2	1	11	235	232	101.29%	5		FORT WAYNE	IN	1	12	83.33%	1.72 %
15	1892	4	63	0	0	15	78	107	72.90%	8		GARRETT	IN	0	39	43.59%	0.00 %
15	2457	4	112	2	3	51	168	214	78.50%	5		NEW HAVEN	IN	0	101	55.45%	2.34 %
15	2749	4	221	1	5	55	282	294	95.92%	4		KENDALLVILLE	IN	0	65	84.62%	2.04 %
15	3846	4	70	1	0	6	77	78	98.72%	9		CHURUBUSCO	IN	0	10	80.00%	1.28 %
15	4717	4	66	1	1	17	85	91	93.41%	8		WOLF LAKE	IN	0	24	79.17%	2.20 %
15	5582	4	144	1	1	10	156	164	95.12%	6		COLUMBIA CITY	IN	0	17	82.35%	1.22 %
15	6236	4	80	1	0	18	99	106	93.40%	8		DECATUR	IN	0	25	64.00%	0.94 %
15	6751	4	111	0	0	4	115	120	95.83%	7		GENEVA	IN	0	5	80.00%	0.00 %
15	7205	4	136	0	0	36	172	177	97.18%	6		ANGOLA	IN	4	47	89.36%	2.26 %
15	10006	4	77	0	0	11	88	91	96.70%	8		FORT WAYNE	IN	0	12	83.33%	0.00 %
District Total			1459	19	14	283	1775	1899	93.47%	4				5	0		2.00 %

IN District 5 as of Thursday, April 30, 2020

State	Post	Dst	Life	New	Reinst	Cont	Total	Adjusted Prior Year	Percent	Div	RS	City	State	N/R LM	Prior Annual	Retention	N/R %
15	60	5	46	0	0	19	65	65	100.00%	10		MARION	IN	0	19	100.00%	0.00 %
15	286	5	111	2	0	31	144	158	91.14%	6		WABASH	IN	0	47	70.21%	1.27 %
15	1110	5	73	3	1	26	103	114	90.35%	7		FRANKFORT	IN	0	37	81.08%	3.51 %
15	1152	5	495	23	4	132	654	672	97.32%	3		KOKOMO	IN	3	171	80.12%	4.46 %
15	2067	5	177	6	1	81	265	280	94.64%	4		PERU	IN	0	93	87.10%	2.50 %
15	2689	5	315	12	22	223	572	447	127.96%	3		HUNTINGTON	IN	9	146	97.26%	9.62 %
15	5782	5	121	3	2	51	177	188	94.15%	5		ELWOOD	IN	0	69	78.26%	2.66 %
15	7081	5	100	0	1	20	121	125	96.80%	7		DUNKIRK	IN	0	25	84.00%	0.80 %
15	7403	5	115	0	1	16	132	143	92.31%	6		MARION	IN	0	28	60.71%	0.70 %
District Total			1553	49	32	599	2233	2192	101.87%	3				12	0		4.24 %

IN District 6 as of Thursday, April 30, 2020

State	Post	Dst	Life	New	Reinst	Cont	Total	Adjusted Prior Year	Percent	Div	RS	City	State	N/R LM	Prior Annual	Retention	N/R %
15	910	6	100	2	0	33	135	137	98.54%	7		LEBANON	IN	0	35	80.00%	1.46 %
15	972	6	795	4	0	80	879	912	96.38%	2		TERRE HAUTE	IN	2	116	71.55%	0.66 %
15	1431	6	154	5	1	27	187	199	93.97%	5		CRAWFORDSVILLE	IN	0	40	65.00%	3.02 %
15	1550	6	241	4	0	4	249	252	98.81%	4		GREENCASTLE	IN	0	6	66.67%	1.59 %
15	1752	6	70	0	0	25	95	97	97.94%	8		ROCKVILLE	IN	0	36	72.22%	0.00 %
15	2395	6	77	0	0	12	89	91	97.80%	8		COVINGTON	IN	0	15	73.33%	0.00 %
15	3284	6	38	3	0	7	48	50	96.00%	11		ROACHDALE	IN	0	10	80.00%	6.00 %
15	3318	6	225	8	1	9	243	238	102.10%	5		ATTICA	IN	0	12	66.67%	3.78 %
15	6128	6	91	5	1	47	144	151	95.36%	6		BROWNSBURG	IN	0	66	74.24%	3.97 %
15	6246	6	102	25	0	89	216	229	94.32%	5		NOBLESVILLE	IN	3	145	68.28%	12.23 %
15	6574	6	127	0	0	12	139	143	97.20%	6		WEST TERRE HAUTE	IN	0	17	70.59%	0.00 %
15	8756	6	27	1	0	16	44	42	104.76%	11		CICERO	IN	0	15	100.00%	2.38 %
15	10003	6	182	7	1	74	264	254	103.94%	4		CARMEL	IN	7	85	88.24%	5.91 %
District Total			2229	64	4	435	2732	2795	97.74%	3				12	0		2.86 %

IN District 7 as of Thursday, April 30, 2020

State	Post	Dst	Life	New	Reinst	Cont	Total	Adjusted Prior Year	Percent	Div	RS	City	State	N/R LM	Prior Annual	Retention	N/R %
15	604	7	150	3	1	40	194	197	98.48%	5		BLOOMINGTON	IN	0	47	85.11%	2.03 %
15	1111	7	352	7	0	68	427	419	101.91%	3		MOORESVILLE	IN	0	68	92.65%	1.67 %
15	1127	7	128	9	3	53	193	195	98.97%	5		BRAZIL	IN	0	68	73.53%	6.15 %
15	1157	7	138	0	3	78	219	233	93.99%	5		VINCENNES	IN	0	91	91.21%	1.29 %
15	1257	7	186	1	1	15	203	206	98.54%	5		MARTINSVILLE	IN	1	24	66.67%	1.46 %
15	1405	7	100	2	2	23	127	123	103.25%	7		SPENCER	IN	4	31	77.42%	6.50 %
15	2459	7	89	0	0	38	127	137	92.70%	7		SULLIVAN	IN	0	43	83.72%	0.00 %
15	2714	7	184	5	1	62	252	255	98.82%	4		FORT BRANCH	IN	1	75	78.67%	2.75 %
15	3321	7	66	3	6	50	125	124	100.81%	7		WASHINGTON	IN	0	54	92.59%	7.26 %
15	5864	7	285	12	3	132	432	478	90.38%	3		GREENWOOD	IN	2	220	65.91%	3.56 %
15	6606	7	69	0	0	19	88	98	89.80%	8		CLAY CITY	IN	0	30	60.00%	0.00 %
15	6978	7	243	6	2	34	285	284	100.35%	4		NEW WHITELAND	IN	4	47	74.47%	4.23 %
15	7117	7	94	0	0	13	107	119	89.92%	7		WORTHINGTON	IN	0	22	63.64%	0.00 %
15	7118	7	64	3	1	24	92	99	92.93%	8		LINTON	IN	0	38	65.79%	4.04 %
15	7850	7	39	0	0	19	58	58	100.00%	10		GOSPORT	IN	0	19	89.47%	0.00 %
15	8589	7	32	1	1	17	51	57	89.47%	10		SHOALS	IN	0	23	78.26%	3.51 %
15	9297	7	109	0	0	30	139	161	86.34%	6		CRANE	IN	1	41	73.17%	0.62 %
15	9395	7	54	2	0	39	95	98	96.94%	8		LOGGOOTEE	IN	0	46	84.78%	2.04 %
15	9627	7	80	1	0	23	104	119	87.39%	7		ODON	IN	0	40	60.00%	0.84 %
District Total			2462	55	24	777	3318	3460	95.89%	2				13	0		2.66 %

IN District 8 as of Thursday, April 30, 2020

State	Post	Dst	Life	New	Reinst	Cont	Total	Adjusted Prior Year	Percent	Div	RS	City	State	N/R LM	Prior Annual	Retention	N/R %
15	673	8	293	2	0	49	344	368	93.48%	3		JASPER	IN	0	56	94.64%	0.54 %
15	1114	8	1210	16	6	390	1622	1769	91.69%	1		EVANSVILLE	IN	3	511	78.47%	1.41 %
15	1427	8	87	1	0	12	100	109	91.74%	8		CHARLESTOWN	IN	0	20	65.00%	0.92 %
15	1693	8	276	2	1	43	322	363	88.71%	3		NEW ALBANY	IN	0	57	75.44%	0.83 %
15	1832	8	181	2	5	18	206	204	100.98%	5		CLARKSVILLE	IN	0	21	80.95%	3.43 %
15	2366	8	105	1	2	57	165	176	93.75%	6		HUNTINGBURG	IN	0	71	85.92%	1.70 %
15	2939	8	113	0	0	38	151	170	88.82%	6		TELL CITY	IN	0	52	80.77%	0.00 %
15	2950	8	119	6	0	31	156	163	95.71%	6		CORYDON	IN	1	42	71.43%	4.29 %
15	2953	8	146	1	0	32	179	189	94.71%	5		EVANSVILLE	IN	0	39	82.05%	0.53 %
15	3281	8	352	1	2	47	402	424	94.81%	3		NEW ALBANY	IN	2	63	77.78%	1.18 %
15	3418	8	192	4	1	57	254	284	89.44%	4		BOONVILLE	IN	0	82	90.49%	1.76 %
15	3587	8	127	1	1	31	160	162	98.77%	6		PETERSBURG	IN	0	35	91.43%	1.23 %
15	6160	8	56	1	1	23	81	85	95.29%	9		ENGLISH	IN	1	29	86.21%	3.53 %
15	11365	8	40	0	0	17	57	56	101.79%	10		FERDINAND	IN	0	16	93.75%	0.00 %
District Total			3297	38	19	845	4199	4522	92.85%	2				7	0		1.42 %

IN District 9 as of Thursday, April 30, 2020

State	Post	Dst	Life	New	Reinst	Cont	Total	Adjusted Prior Year	Percent	Div	RS	City	State	N/R LM	Prior Annual	Retention	N/R %
15	1083	9	31	0	0	6	37	42	88.10%	11		CROTHERSVILLE	IN	0	9	66.67%	0.00 %
15	1686	9	63	3	0	37	103	108	95.37%	8		OOLITIC	IN	0	44	81.82%	2.78 %
15	1925	9	164	7	1	75	247	272	90.81%	4		SEYMOUR	IN	0	106	79.25%	2.94 %
15	1969	9	145	0	0	33	178	183	97.27%	6		MADISON	IN	0	41	82.93%	0.00 %
15	1987	9	115	2	2	27	146	151	96.69%	6		COLUMBUS	IN	0	36	63.89%	2.65 %
15	2014	9	95	2	1	42	140	148	94.59%	6		BROOKVILLE	IN	0	54	77.78%	2.03 %
15	2021	9	57	1	2	26	86	91	94.51%	8		NORTH VERNON	IN	0	32	84.38%	3.30 %
15	3183	9	118	2	1	33	154	162	95.06%	6		BATESVILLE	IN	0	46	91.30%	1.85 %
15	5312	9	111	1	1	23	136	138	98.55%	7		AURORA	IN	1	26	80.77%	2.17 %
15	5396	9	60	0	0	36	96	105	91.43%	8		VEVAY	IN	0	44	84.09%	0.00 %
15	6195	9	49	1	0	15	65	68	95.59%	9		NASHVILLE	IN	0	18	94.44%	1.47 %
15	6234	9	69	1	0	37	107	114	93.86%	7		MILAN	IN	2	45	88.89%	2.63 %
15	6582	9	120	1	0	15	136	146	93.15%	6		AUSTIN	IN	0	26	57.69%	0.68 %
15	6636	9	83	0	0	91	174	176	98.86%	6		SALEM	IN	0	92	98.91%	0.00 %
15	8302	9	55	5	0	25	85	82	103.66%	9		PAOLI	IN	1	28	85.71%	7.32 %
15	9107	9	69	8	0	36	113	115	98.26%	7		MITCHELL	IN	1	46	80.43%	7.83 %
15	9987	9	25	0	0	9	34	38	89.47%	11		NAPOLEON	IN	0	14	71.43%	0.00 %
District Total			1429	34	8	566	2037	2139	95.23%	4				5	0		2.20 %

IN District 10 as of Thursday, April 30, 2020

State	Post	Dst	Life	New	Reinst	Cont	Total	Adjusted Prior Year	Percent	Div	RS	City	State	N/R LM	Prior Annual	Retention	N/R %
15	571	10	107	7	0	32	146	153	95.42%	6		CONNERSVILLE	IN	0	48	68.75%	4.58 %
15	1108	10	297	2	3	61	363	401	90.52%	3		RICHMOND	IN	9	116	62.93%	3.49 %
15	1282	10	143	5	0	30	178	214	83.18%	5		NEW CASTLE	IN	0	71	46.48%	2.34 %
15	1472	10	56	0	0	9	65	71	91.55%	9		LIBERTY	IN	0	16	68.75%	0.00 %
15	2693	10	128	5	0	69	202	226	89.38%	5		GREENFIELD	IN	0	107	74.77%	2.21 %
15	2695	10	157	3	5	72	237	270	87.78%	4		SHELBYVILLE	IN	2	106	71.70%	3.70 %
15	6904	10	94	6	0	31	131	145	90.34%	6		FORTVILLE	IN	0	50	62.00%	4.14 %
15	7084	10	91	1	0	25	117	126	92.86%	7		UNION CITY	IN	0	30	90.00%	0.79 %
District Total			1073	29	8	329	1439	1606	89.60%	4				11	0		2.99 %

[illegible]

IN District 11 as of Thursday, April 30, 2020

State	Post	Dst	Life	New	Reinst	Cont	Total	Adjusted Prior Year	Percent	Div	RS	City	State	N/R LM	Prior Annual	Retention	N/R %
15	98	11	53	1	0	45	99	100	99.00%	8		INDIANAPOLIS	IN	0	46	97.83%	1.00 %
15	261	11	119	13	1	70	203	197	103.05%	5		LAWRENCE	IN	1	87	85.06%	7.61 %
15	908	11	95	8	0	53	156	320	48.75%	4		INDIANAPOLIS	IN	1	228	27.63%	2.81 %
15	1120	11	139	8	2	36	185	171	108.19%	6		INDIANAPOLIS	IN	0	30	93.33%	5.85 %
15	1587	11	119	21	0	177	317	299	106.02%	4		INDIANAPOLIS	IN	0	187	98.40%	7.02 %
15	2839	11	105	2	2	29	138	148	93.24%	6		INDIANAPOLIS	IN	0	40	72.50%	2.70 %
15	2899	11	120	1	1	23	145	154	94.16%	6		INDIANAPOLIS	IN	0	34	70.59%	1.30 %
15	5626	11	65	0	1	18	84	95	88.42%	8		BEECH GROVE	IN	0	30	66.67%	1.05 %
15	7119	11	317	14	2	56	389	421	92.40%	3		INDIANAPOLIS	IN	1	100	63.00%	4.04 %
District Total			1132	68	9	507	1716	1905	90.07%	4				3	0		4.20 %