

VETERANS OF FOREIGN WARS OF THE UNITED STATES

P.O. BOX 361370
INDIANAPOLIS, INDIANA 46236

DEPARTMENT OF INDIANA
TELEPHONE (317) 377-1795
FAX (317) 377-1797

9555 E. 59th STREET
INDIANAPOLIS, INDIANA 46216



GENERAL ORDERS #5

1 November 2019
2019-20 Series

TO BE READ AT MEETINGS AND POSTED:

1. Post Quartermaster Bonds obtained from the Department through National expire on 31 August 2019. If you have not already renewed, the application for bond renewal is attached to these General Orders. Also attached is information on insurance for canteen personnel. All Bond requests must have application along with the check.
2. Community Activities report is posted to the state website at VFWIN.ORG.
3. Veterans Day service and Parade is scheduled for the 11th of November 2019 starting at 10:00 A.M. Downtown Indianapolis.
4. District Meeting schedule and State Representatives list is attached to these orders. Please review.
5. Several important documents are attached to these orders. Please review all.

BY ORDER OF:

A handwritten signature in black ink, appearing to read "Mike Sims".

MIKE SIMS
STATE COMMANDER

OFFICIAL:

A handwritten signature in black ink, appearing to read "Steven D. McDaniel".

STEVEN D. MCDANIEL
STATE ADJUTANT

VETERANS OF FOREIGN WARS OF THE UNITED STATES

P.O. BOX 361370
INDIANAPOLIS, INDIANA 46236

DEPARTMENT OF INDIANA
TELEPHONE (317) 377-1795
FAX (317) 377-1797

9555 E. 59th STREET
INDIANAPOLIS, INDIANA 46216



My Fellow Comrades,

It's hard to believe that the year is almost over! The Holiday season is just around the corner. I have had a busy month in October. First the Department and I visited the National Home for children. This is a great facility and I am happy to report that the home is in excellent condition and the Department raised \$37,000 for the National home. Next, we visited the Indiana Veterans Home and toured the facility. I am pleased to announce that the Department raised \$17,000 for the IVH.

On October 14th we had the opportunity to present a plaque to Governor Eric Holcomb during the GOP fall dinner. We also had an opportunity to meet some of our outstanding congressional leaders.

Next, we all travelled to Omaha Nebraska for the Big 10 Conference! We had a very productive meeting and elected a new chairman to the Big 10.

Just last week the Department of Indiana held its annual Fall Conference and Mixer. I want to personally thank everyone who attended. We had a great turnout! There were lots of vendor tables, and many guest speakers during the main conference on Saturday! The mixer was a great success and a good time was had by all!

Even though the Holidays are fast approaching, this is not the time to be slowing down on our membership! Please continue your hard work to help make our State grow.

God bless our troops here and abroad, pray for their safety, and God bless the United States of America!

Michael Sims

State Commander

1. New Department Quartermaster:

Greetings Comrades,

With the Department of Indiana growing, the decision was made by the C of A to split the State Adjutant and Quartermaster duties. As a result, Brett Mize was nominated and elected as the new State Quarter Master during our Fall Conference. Comrade Mize was duly sworn in by Past Commander-In-Chief William Thein.

2. **VFW Magazine is now available in Audio Format** for Veterans who are visually impaired. Please visit <https://reader.ku.edu/vfw>
3. **Public Servant Awards:** Each year the VFW selects persons to receive VFW Public Service Awards. Deadline for entries is **January 1st, 2020**. Please see attachment for more information.
4. **Veterans Portrait Project.** On November 5th, 2019, Award winning military photographer, and disabled combat veteran, Stacy Pearsall will be taking complimentary individual photographs of veterans as part of her Veterans Portrait Project. Please see attachment for more information.
5. **Veterans Day Concert:** On November 10th, Sacred Arts at Second will present their Veterans Day Community Concert. Please see attachment for more information.
6. **Marine Corps Birthday:** On Sunday November 10th, there will be a Marine Corps Birthday celebration. Please see attachment for more information.
7. **Veterans Day Parade:** On November 11th starting at 10:00 A.M. Downtown Indianapolis. Review stand is located at the Indiana World War Memorial, 55 E Michigan St, Indianapolis, IN
8. **French Legion of Honor Ceremony:** On November 10th, there will be a Ceremony to award the French Legion of Honor to two Hoosier WWII veterans. Please see attachment for more information.
9. **Owen County Bicentennial:** 11 November 2019 hosted by Post 1405. Please see attachment for more information.
10. November 10th U.S. Marine Corps Established 1775
11. November 11th Veterans Day HQ Closed
12. November 21st Grenada Campaign Ended 1983
13. November 28th Happy Thanksgiving HQ Closed Thursday and Friday

VETERANS OF FOREIGN WARS OF THE UNITED STATES

P.O. BOX 361370
INDIANAPOLIS, INDIANA 46236

DEPARTMENT OF INDIANA
TELEPHONE (317) 377-1795
FAX (317) 377-1797

9555 E. 59th STREET
INDIANAPOLIS, INDIANA 46216



My Fellow Comrades,

The Department of Indiana held its annual Fall Conference and Mixer on October 25th – 26th. I want to personally thank everyone who attended. We had a great turnout! However, it was brought to my attention that on at least two occasions, our members were not happy with the selection of alcoholic beverages being served. Instead of coming to me or one of my officers, these members chose to curse out the bartender.

I want to remind everyone that we represent the Veterans of Foreign Wars at these functions and that our behavior leaves an impression on the people we interact with.

This behavior toward the bartender is unacceptable and reflects poorly, not only on those responsible, but on the Veterans of Foreign Wars as a whole. In the future, please refrain from such outbursts toward the general public.

I would also like to remind everyone that if you are not happy with the selection of free beverages provided at our events, you are free to purchase a drink at the main hotel bar.

God bless our troops here and abroad, pray for their safety, and God bless the United States of America!

Michael Sims

State Commander

VETERANS OF FOREIGN WARS OF THE UNITED STATES

P.O. BOX 361370
INDIANAPOLIS, INDIANA 46236

DEPARTMENT OF INDIANA
TELEPHONE (317) 377-1795
FAX (317) 377-1797

9555 E. 59th STREET
INDIANAPOLIS, INDIANA 46216



01 November 2019

TO: District Commanders and Department Representatives

Subj: DISTRICT MEETING ASSIGNMENTS FOR THE MONTH OF NOVEMBER 2019

District Meetings are scheduled as follows. Department Representatives are listed. If assigned Department Representative cannot attend the meeting, please contact Steven D. McDaniel, State Adjutant. 317.377.1795 or adj@vfwind.org.

| DISTRICT | DATE | TIME | PLACE OF MEETING | DEPT. REP |
|----------|-------|-------|---------------------------|-----------------|
| ONE | 11/24 | 1200 | Lowell Post 6841 | Dick Lineberry |
| TWO | 11/03 | 1400E | Warsaw Post 1126 | Sheila Corcoran |
| THREE | 11/03 | 1300E | Rolling Prairie Post 9423 | Dave Capshaw |
| FOUR | 11/16 | 1500 | Churubusco Post 3846 | Dick Lineberry |
| FIVE | 11/16 | 1600 | Wabash Post 286 | Rodney Funk |
| SIX | 11/10 | 1100 | Greencastle Post 1550 | Dave Capshaw |
| SEVEN | 11/17 | 1030E | Linton Post 7118 | Johnny Capps |
| EIGHT | 11/17 | 1000E | Huntingburg Post 2366 | Jerry Blake |
| NINE | 11/17 | 1330 | Salem Post 6636 | Bill Thein |
| TEN | 11/17 | 1330 | Shelbyville Post 2695 | Mike Sims |
| ELEVEN | 11/16 | 1030 | Indianapolis Post 1120 | Mike Sims |

BY ORDER OF:

MIKE SIMS
STATE COMMANDER

OFFICIAL:

STEVEN D. MCDANIELD
STATE ADJUTANT

| 2019-20 | AUDIT REP | SHTG DUE | QM BOND | POPIES | ADM FEE | DEL FEE | 20 ELECTION |
|------------|-----------|----------|---------|---------|---------|---------|---------------|
| | HAVE | OWED | HAVE | ORDERED | DUE | Due | REPT RECEIVED |
| DISTRICT 1 | J | | X | X | | | |
| | | | | | | | |
| 717 | JS | | X | | | | |
| 802 | J | | X | | | | |
| 1109 | JS | | | | | | |
| 1563 | | | | | | | |
| 2151 | S | | X | X | | | |
| 2697 | | | X | | | | |
| 2724 | | | X | | | | |
| 5365 | | | X | | | | |
| 6448 | J | | X | X | | | |
| 6841 | JS | | X | | | | |
| 7881 | JS | | X | X | | | |
| 9323 | | \$9.00 | X | | | | |
| 9982 | J | | X | | | | |

9/30/2019

J=JUNE S=SEPT OWED X=HAVE X=HAVE OWED OWED X=HAVE
 D=DEC M=MARCH ORDERED ORDERED ORDERED RECEIVED
 AUDITS RECEIVED

| 2019-20 | AUDIT REP | SHTG DUE | QM BOND | POPPIES | ADM FEE | DEL FEE | 20 ELECTION |
|------------|-----------|----------|---------|---------|---------|---------|---------------|
| | HAVE | OWED | HAVE | ORDERED | DUE | Due | REPT RECEIVED |
| DISTRICT 2 | J | | X | | | | |
| | | | | | | | |
| | | | | | | | |
| 748 | J | | | X | | | |
| 988 | | | | | | | |
| 1106 | | | | | | | |
| 1121 | J | | X | X | | | |
| 1126 | J | | X | | | | |
| 1154 | J | | X | | | | |
| 1279 | JS | | X | | | | |
| 1343 | J | | X | | | | |
| 1728 | JS | | X | | | | |
| 2231 | JS | | | | | | |
| 2511 | | | X | | | | |
| 3790 | JS | | X | X | | | |
| 7760 | JS | | X | | | | |
| 9383 | JS | | X | | | | |

9/30/2019

J=JUNE S=SEPT OWED X=HAVE X=HAVE OWED OWED X=HAVE
 D=DEC M=MARCH ORDERED ORDERED ORDERED RECEIVED
 AUDITS RECEIVED

| 2019-20 | AUDIT REP | SHTG DUE | Q/M BOND | POPIES | ADM FEE | DEL FEE | 20 ELECTION |
|------------|-----------|----------|----------|---------|---------|---------|---------------|
| | HAVE | OWED | HAVE | ORDERED | DUE | Due | REPT RECEIVED |
| DISTRICT 3 | J | | X | | | | |
| | | | | | | | |
| 88 | J | | X | | | | |
| 360 | JS | | X | X | | | |
| 985 | | | | | | | |
| 1130 | J | | X | X | | | |
| 1162 | JS | | | | | | |
| 1954 | J | | X | X | | | |
| 2536 | | | | X | | | |
| 6919 | J | | X | X | | | |
| 8972 | J | | X | X | | | |
| 9423 | J | | X | X | | | |
| 9820 | J | | X | X | | | |

9/30/2019

J=JUNE S=SEPT OWED X=HAVE X=HAVE OWED OWED X=HAVE
 D=DEC M=MARCH ORDERED ORDERED ORDERED RECEIVED
 AUDITS RECEIVED

| 2019-20 | AUDIT REP | SHTG DUE | QM BOND | POPIES | ADM FEE | DEL FEE | 20 ELECTION |
|------------|-----------|----------|---------|---------|---------|---------|---------------|
| | HAVE | OWED | HAVE | ORDERED | DUE | Due | REPT RECEIVED |
| DISTRICT 4 | J | | | | | | |
| | | | | | | | |
| | | | | | | | |
| 857 | J | | X | | | | |
| 1421 | | | | | | | |
| 1892 | | | | | | | |
| 2457 | | | | | | | |
| 2749 | J | | | | | | |
| 3846 | J | | | | | | |
| 4717 | | \$10.00 | X | | | | |
| 5582 | JS | | X | | | | |
| 6236 | J | | X | | | | |
| 6751 | J | | X | | | | |
| 7205 | J | | X | X | | | |
| 10006 | | | X | | | | |
| 11314 | | \$5.00 | | | | | |

9/30/2019

J=JUNE S=SEPT OWED X=HAVE X=HAVE OWED OWED X=HAVE
 D=DEC M=MARCH ORDERED ORDERED ORDERED RECEIVED
 AUDITS RECEIVED

| 2019-20 | AUDIT REP | SHTG DUE | QM BOND | POPPIES | ADM FEE | DEL FEE | 20 ELECTION |
|------------|-----------|----------|---------|---------|---------|---------|---------------|
| | HAVE | OWED | HAVE | ORDERED | DUE | Due | REPT RECEIVED |
| DISTRICT 5 | J | | | | | | |
| | | | | | | | |
| | | | | | | | |
| 60 | | | X | X | | | |
| 266 | J | | | | | | |
| 286 | | | | X | | | |
| 1110 | J | | X | X | | | |
| 1152 | J | | X | X | | | |
| 2067 | | | X | | | | |
| 2689 | JS | | | X | | | |
| 5782 | S | | X | X | | | |
| 7081 | J | | X | X | | | |
| 7403 | JS | | X | | | | |

9/30/2019

J=JUNE S=SEPT OWED X=HAVE X=HAVE OWED OWED X=HAVE
 D=DEC M=MARCH ORDERED ORDERED RECEIVED
 AUDITS RECEIVED

| 2019-20 | AUDIT REP | SHTG DUE | QM BOND | POPPIES | ADM FEE | DEL FEE | 20 ELECTION |
|------------|-----------|----------|---------|---------|---------|---------|---------------|
| | HAVE | OWED | HAVE | ORDERED | DUE | Due | REPT RECEIVED |
| DISTRICT 6 | S | | X | | | | |
| 910 | | | | | | | |
| 972 | J | | | | | | |
| 1431 | J | | X | X | | | |
| 1550 | | \$23.00 | | | | | |
| 1752 | | | X | | | | |
| 2395 | JS | \$9.00 | X | | | | |
| 3284 | JS | | X | | | | |
| 3318 | JS | | | | | | |
| 6128 | JS | | X | X | | | |
| 6246 | S | | X | | | | |
| 6574 | | \$14.00 | | | | | |
| 8756 | J | | X | X | | | |
| 10003 | | | X | | | | |

9/30/2019

J=JUNE S=SEPT OWED X=HAVE X=HAVE OWED OWED X=HAVE
 D=DEC M=MARCH ORDERED ORDERED ORDERED RECEIVED
 AUDITS RECEIVED

| 2019-20 | AUDIT REP | SHTG DUE | QM BOND | POPIES | ADM FEE | DEL FEE | 20 ELECTION |
|------------|-----------|----------|---------|---------|---------|---------|---------------|
| | HAVE | OWED | HAVE | ORDERED | DUE | Due | REPT RECEIVED |
| DISTRICT 7 | | | X | | | | |
| 604 | J | | X | X | | | |
| 1111 | J | | X | X | | | |
| 1127 | J | | X | X | | | |
| 1157 | J | | X | X | | | |
| 1257 | | | X | | | | |
| 1405 | JS | | X | X | | | |
| 2459 | J | | X | X | | | |
| 2714 | JS | | X | X | | | |
| 3321 | J | | X | X | | | |
| 5864 | JS | | X | | | | |
| 6606 | | | | | | | |
| 6978 | | | | X | | | |
| 7117 | J | | X | X | | | |
| 7118 | | | X | X | | | |
| 7850 | J | | X | X | | | |
| 8589 | J | | X | X | | | |
| 9297 | | | X | X | | | |
| 9395 | S | | | X | | | |
| 9627 | J | | X | X | | | |

9/30/2019

J=JUNE S=SEPT OWED X=HAVE X=HAVE OWED OWED X=HAVE
 D=DEC M=MARCH ORDERED ORDERED RECEIVED
 AUDITS RECEIVED

| 2019-20 | AUDIT REP | SHTG DUE | QM BOND | POPPIES | ADM FEE | DEL FEE | 20 ELECTION |
|------------|-----------|----------|---------|---------|---------|---------|---------------|
| | HAVE | OWED | HAVE | ORDERED | DUE | Due | REPT RECEIVED |
| DISTRICT 8 | S | | X | | | | |
| | | | | | | | |
| 673 | JS | | X | X | | | |
| 1114 | J | | X | | | | |
| 1427 | JS | | X | | | | |
| 1693 | J | | X | | | | |
| 1832 | S | | X | X | | | |
| 2366 | J | | X | | | | |
| 2939 | JS | | X | X | | | |
| 2950 | JS | | X | X | | | |
| 2953 | | \$15.00 | | | | | |
| 3281 | J | | X | X | | | |
| 3418 | | | X | | | | |
| 3587 | JS | | X | | | | |
| 6160 | JS | | X | X | | | |
| 11365 | J | \$5.00 | X | | | | |

9/30/2019

J=JUNE S=SEPT OWED X=HAVE X=HAVE OWED OWED X=HAVE
 D=DEC M=MARCH ORDERED ORDERED ORDERED ORDERED RECEIVED
 AUDITS RECEIVED

| 2019-20 | AUDIT REP | SHTG DUE | QM BOND | POPIES | ADM FEE | DEL FEE | 20 ELECTION |
|------------|-----------|----------|---------|---------|---------|---------|---------------|
| | HAVE | OWED | HAVE | ORDERED | DUE | Due | REPT RECEIVED |
| DISTRICT 9 | | | X | | | | |
| 1083 | | \$5.00 | | | | | |
| 1686 | JS | | X | | | | |
| 1925 | | \$56.00 | X | X | | | |
| 1969 | J | | X | X | | | |
| 1987 | JS | X | X | X | | | |
| 2014 | J | X | X | X | | | |
| 2021 | JS | | | X | | | |
| 3183 | JS | | X | | | | |
| 5312 | | | X | X | | | |
| 5396 | J | | X | X | | | |
| 6195 | JS | | X | X | | | |
| 6234 | JS | | | | | | |
| 6582 | J | | | | | | |
| 6636 | J | | X | | | | |
| 8302 | JS | | X | X | | | |
| 9107 | JS | | X | X | | | |
| 9987 | S | \$5.00 | X | | | | |

9/30/2019

J=JUNE S=SEPT OWED X=HAVE X=HAVE OWED OWED X=HAVE
 D=DEC M=MARCH ORDERED ORDERED ORDERED RECEIVED
 AUDITS RECEIVED

| 2019-20 | AUDIT REP | SHTG DUE | QM BOND | POPPIES | ADM FEE | DEL FEE | 20 ELECTION |
|-------------|-----------|----------|---------|---------|---------|---------|---------------|
| | HAVE | OWED | HAVE | ORDERED | DUE | Due | REPT RECEIVED |
| DISTRICT 10 | J | | X | | | | |
| | | | | | | | |
| 571 | J | | X | X | | | |
| 1108 | JS | | X | X | | | |
| 1282 | J | | X | | | | |
| 1472 | J | | X | | | | |
| 2693 | JS | | X | | | | |
| 2695 | JS | | X | X | | | |
| 6904 | JS | | X | | | | |
| 7084 | J | | X | X | | | |

9/30/2019

J=JUNE S=SEPT OWED X=HAVE X=HAVE OWED OWED X=HAVE
 D=DEC M=MARCH ORDERED ORDERED ORDERED RECEIVED
 AUDITS RECEIVED

| 2019-20 | AUDIT REP | SHTG DUE | QM BOND | POPPIES | ADM FEE | DEL FEE | 20 ELECTION |
|-------------|-----------|----------|---------|---------|---------|---------|---------------|
| | HAVE | OWED | HAVE | ORDERED | DUE | Due | REPT RECEIVED |
| DISTRICT 11 | | | X | | | | |
| | | | | | | | |
| 98 | JS | | X | | | | |
| 261 | JS | | X | X | | | |
| 908 | | | X | X | | | |
| 1120 | JS | | X | | | | |
| 1587 | JS | | X | X | | | |
| 2839 | JS | | X | X | | | |
| 2999 | JS | | X | | | | |
| 5626 | J | | X | X | | | |
| 7119 | JS | | X | | | | |

9/30/2019

J=JUNE S=SEPT OWED X=HAVE X=HAVE OWED OWED X=HAVE
 D=DEC M=MARCH ORDERED ORDERED ORDERED RECEIVED
 AUDITS RECEIVED

STATE OF INDIANA

DEPARTMENT OF VETERANS' AFFAIRS
302 WEST WASHINGTON STREET ROOM E120
INDIANAPOLIS, INDIANA 46204-2738



Eric J. Holcomb, Governor
Dennis Wimer, Director

FOR IMMEDIATE RELEASE:

October 29, 2019

Media Contact:

Sarah Holsapple

sholsapple1@dva.in.gov

(317) 363-6800

Indiana Department of Veterans' Affairs will award grants to organizations serving homeless veterans
Statewide organizations encouraged to apply for Grants for Veterans' Services program

INDIANAPOLIS – The Indiana Department of Veterans' Affairs (IDVA) will award up to nine hundred thousand dollars in grant money to organizations throughout the state that assist homeless veterans. The solicitation for the Grants for Veterans' Services (GVS) program is now available on the IDVA [website](#) and includes details and guidelines about the grant program and eligibility criteria. The GVS program originated through an act of legislation designed to provide funding for organizations that serve veterans.

Through the GVS, the IDVA plans to award nearly a dozen grants ranging from \$25,000 to \$100,000. The IDVA will also assist recipients by creating marketing materials to explain the services they provide to veterans.

"We are thrilled about the prospect of working with great organizations across the state that every day seek to end veteran homelessness," said Dennis Wimer, IDVA director. "The GVS program will allow us to recognize work being done by these organizations in every corner of Indiana."

Eligible applicants must have 501(c)(3) tax-exempt status and work with veterans in any of the following areas:

- Work to eliminate homelessness
- Prevent near-term homelessness
- Provide safe and secure living conditions for homeless veterans
- Provide assistance for veterans moving from public housing programs toward home ownership or long-term rental status
- Provide assistance in finding available state and federal resources
- Provide on-the-job training and job search assistance
- Provide therapeutic services.

All applications, procedures and documentation should follow Indiana Code, Indiana Administrative Code, and Indiana Department of Veterans' Affairs policies. Applications are due on December 20 by 4 p.m. GVS money will be awarded by early 2020.

STATE OF INDIANA

DEPARTMENT OF VETERANS' AFFAIRS
302 WEST WASHINGTON STREET ROOM E120
INDIANAPOLIS, INDIANA 46204-2738



Eric J. Holcomb, Governor
Dennis Wimer, Director

GVS may only be used to provide services to veterans who reside in the state of Indiana, served in any branch of the U.S. armed forces and hold an honorable discharge in the form of a DD-214 or National Guard Bureau (NGB) Form 22.

More information and a link to the application can be found on IDVA's homepage or by clicking [here](#).

-30-

Congressman Andy Biggs and Senator Kevin Cramer Introduce the TBI and PTSD Treatment Act

September 18, 2019

Press Release

WASHINGTON, D.C. – Today, Congressman Andy Biggs (AZ-05) and Senator Kevin Cramer (R-ND) introduced the *TBI and PTSD Treatment Act* to direct the Veterans Administration (VA) to furnish Hyperbaric Oxygen Therapy (HBOT) to veterans with traumatic brain injury (TBI) and post-traumatic stress disorder (PTSD). TreatNOW and Healing Arizona Veterans, two organizations dedicated to the advancement of HBOT to treat TBI and PTSD, wrote in support of the *TBI and PTSD Treatment Act*. Congressman Biggs and Senator Cramer released the following statements:

"The TBI and PTSD Treatment Act gives veterans the freedom to use their hard-earned health care benefits for HBOT to treat TBI and PTSD. This bill gives veterans an additional choice to treat these serious mental health issues. More importantly, it removes the VA's bureaucracy from medical decisions made between the veteran and his or her doctor. Unfortunately, we are still falling short in finding a solution to the suicide epidemic in our veteran's community. HBOT has the potential to help the VA make progress in their mental health and suicide prevention efforts. This is an avenue where we have a lot of ground to gain. Therefore, it is imperative for our colleagues and the VA to join us in making this treatment available to our veterans as soon as possible. Time is of the essence." – **Congressman Andy Biggs (AZ-05)**

"HBOT is an alternative, non-invasive, and effective therapeutic for those who served our nation in the most trying of times. This bill continues the momentum we started when the VA recently partnered with Healing with Hyperbarics of North Dakota in a Clinical Demonstration Program for veterans with PTSD. Our legislation builds upon that demonstration program by codifying HBOT as a covered treatment within the VA and expands access to veterans with TBI as well. I look forward to continuing to work with the Administration and my Congressional colleagues on getting more access to Hyperbaric Oxygen Therapy for our veterans." – **Senator Kevin Cramer (R-ND)**

"The TreatNOW Coalition has spent over a decade treating and helping heal brain wounds in veterans, service members, athletes, first responders, National Guard and Reserve, and citizens. We have over 6,100 successes in our 93 Coalition clinics network. We have successfully helped treat and heal over 2,400 veterans and dozens of active duty Special Operations warriors."

"The VA's current Pilot Demonstration project using HBOT for PTSD patients has recently expanded to five sites. All patients treated thus far have shown significant medical improvement, further validating the safety and efficacy of HBOT for brain impairment." – **Robert L. Beckman, PhD, TreatNOW**


"Arizona was the fifth State to join this grassroots effort to enact legislation in support of this treatment in a unique Private-Public partnership. Through private donations, the two private facilities in our network have treated over 60 veterans suffering from TBI and PTSD in the past 18 years. We are currently treating two veterans and have requests for a further seven. All Board members and senior staff members at HAV are volunteers. If this legislation is approved and the VA funds the treatment, we will be able to treat up to 300 veterans a year. Based on our analysis, there are over 13,000 veterans in Arizona suffering from TBI."

"As Chairman of the Board of Healing Arizona Veterans, a Vietnam veteran, a military field surgeon in Afghanistan and Iraq, and a recipient of HBOT, this cause is close to my heart." – **Dr. Robert Sexton, M.D., Healing Arizona Veterans**

Fargo National Guardsman joined TreatNOW and Healing Arizona Veterans- organizations dedicated to the advancement of HBOT to treat TBI and PTSD- to offer support for this legislation.

"As a traumatic brain injured veteran, I received Hyperbaric Oxygen Therapy that has given me the quality of life back to enjoy time with family. I suffered for 1 and 1/2 years before I received HBOT," said Quart, a Purple Heart Recipient and member of Senator Cramer Veterans Advisory Board. "My symptoms of migraines, that kept me in a dark room, vertigo causing nausea three times daily, speech deficit that I could not talk to my own children, using a cane for balance and issues lifting my right leg all were helped tremendously. I have the blood flow back in my brain. The SPECT scan imaging of my brain showed that half my brain was not getting blood supply and the MRIs were all read as normal. After HBOT, I have color in my world and I feel like I have my life back!"

###




JOIN US IN BESTOWING TO WWII VETERANS
WITH THE

FRENCH LEGION OF HONOR

Daniel J. Mattingly & Marvin R. Sabatino



USS LST-212
Sicily - Normandy campaigns



USAT Boringuen - Medical Corps
Normandy - D-Day Landing

OFFICIAL PRESENTATION OF THE MEDALS BY
Guillaume Lacroix

Consul General of France to the Midwest

SUNDAY, NOVEMBER 10, 2019 AT 2:00 P.M.

INDIANA WAR MEMORIAL

55 E. MICHIGAN STREET

INDIANAPOLIS, IN 46204

Marine Corps Birthday/Veterans Day Celebration

Date: Sunday November 10th

Time: 1200 hrs.

Location: Twin Peaks

Address: 6880 E 82nd Street
Indianapolis, In 46250

All Branches Welcome. Adults Only

If you have any questions call Joe Mundil at
865-816-2878.

Military Funeral Honors Authorized Provider Partnership Program (AP3)

In addition to requiring a two-person detail for to provide Military Funeral Honors, the law also recognizes the valuable role that members of VSOs play in honoring our veterans. Subsection 578(d) authorizes members of VSOs, and other approved organizations, to participate with the Military Services in providing funeral honors. It stipulates that the Department of Defense may reimburse their expenses and may provide the training necessary to augment a two-person honors detail. VSOs can assist the military by providing additional elements such as a color guard, pallbearers or a firing party. The law does not address ceremonies in which VSOs or other organizations render honors without military representation, nor does it authorize the Department to provide uniforms for VSOs.

The Authorized Provider Partnership Program

In a related step, the Department of Defense recently unveiled a new initiative that focuses on using volunteers. This new program, known as the Authorized Provider Partnership Program (or AP3), trains volunteers to assist in providing Military Funerals as "Authorized Providers." Volunteers may provide funeral honors elements in addition to flag folding and sounding of "Taps." Volunteers can augment a DoD detail in several ways including participation as firing party members, pallbearers, honor guard members, or as buglers. The National Defense Authorization Act for FY 2000 allows for reimbursement of expenses for these Authorized Providers. It is important to note that the law authorizing this reimbursement of expenses for these Authorized Providers. It is important to note that the law authorizing this reimbursement stipulates that Authorized Providers can only be reimbursed for actual expenses incurred when they participate with the military in rendering funeral honors. If there are members of an organization who may have an interest in assisting in the Military Funeral Honors ceremony, they or their organization should contact the military units in their area. The Department of Defense maintains a Web site with additional information on Military Funeral Honors at www.militaryfuneralhonors.osd.mil

AP3 Standards and Training: can be found on the website listed below and has been extracted for you convenience as a check list in a separate attachment.

<http://www.mfhcmdrs.osd.mil/>

Additional Questions Please call: Mr. Chris Purtlebaugh 317-220-4656 Indiana Army National Guard Military Funeral Honors State Coordinator.

PUBLIC SERVANT AWARD CITATIONS FOR EMERGENCY MEDICAL TECHNICIANS, LAW ENFORCEMENT PERSONNEL AND FIREFIGHTERS

Each year, the Veterans of Foreign Wars selects emergency medical technicians, law enforcement and firefighter personnel to receive VFW Public Servant Awards. Post Safety Chairmen are encouraged to submit a candidate for these awards. **Deadline for entries is Jan 1, 2020.** Post Entry Form is now available on the VFW website. You can locate this form by logging in to www.vfw.org and searching under "My VFW" in the Training & Support section. Please submit your entries to;

John Meeks
VFW Post 1152
920 N. Washington
Kokomo, In. 46901

VFW National Emergency Medical Technician Public Servant Citation:

Any individual, who actively gives emergency medical treatment, provides rescue service or civil disaster assistance as a member of any public or volunteer company organized to give emergency medical care, provide rescue and civil disaster assistance to our nation's citizens.

VFW National Law Enforcement Public Servant Citation:

Any individual who serves in a municipal, county, state or federal unit tasked with enforcement of the laws pertaining to their area of responsibility. This award does not apply to individual employed by private companies or security services.

VFW National Firefighters Public Servant Citation: Any individual who actively fights fires as a member of any public or volunteer company organized to fight fires and give assistance to our nation's citizens.

Criteria for these awards – Candidates must have demonstrated:

- 1) Recognition by their colleagues or those they serve.
- 2) Consistent excellence in the performance of their duties.
- 3) Consistent dedication to their official responsibilities over a period of years and continuous growth in responsibilities and skills within their profession.

Documentation required for all Candidates:

1) Nomination letter containing the candidate's name, title, address, telephone and identifying the award for which the individual should be considered.

- a. Include justification outlining background in field, accomplishments and awards.

If you have any questions or need any help, Please feel free to contact me at
1152dogman@gmail.com or call 765-860-4172

Thank You,
John A Meeks II



Veterans gave
so much—now,
you deserve to
get the most

We believe veterans deserve a healthcare plan with lots of extra benefits. The Humana Honor Medicare Advantage plan can reduce your monthly Medicare Part B premium and includes extra features you might not get through Original Medicare or veterans benefits alone. This means you'll get more a month in your Social Security check! Take advantage of:

- Rewards for completing covered preventive health screenings, exams, flu shots and other healthy activities
- Maximum annual out-of-pocket protection
- Doctor's office visits, second opinions and hospital coverage

Don't miss a chance to learn more about our Humana Honor plan. Enjoy the freedom to choose healthcare coverage that works best for you—Humana is with you along the way.

Katie Rice



Monday – Friday, 8 a.m. – 5 p.m.

Humana is a Medicare Advantage HMO and PPO plan with a Medicare contract. Enrollment in any Humana plan depends on contract renewal. Applicable to H5216-218. For accommodations of persons with special needs at meetings call 1-877-320-1235 (TTY: 711), 8 a.m. – 8 p.m., seven days a week. **At Humana, it is important you are treated fairly.** Humana Inc. and its subsidiaries comply with applicable Federal civil rights laws and do not discriminate on the basis of race, color, national origin, age, disability, sex, sexual orientation, gender identity, or religion. **English:** ATTENTION: If you do not speak English, language assistance services, free of charge, are available to you. Call 1-877-320-1235 (TTY: 711). **Español (Spanish):** ATENCIÓN: Si habla español, tiene a su disposición servicios gratuitos de asistencia lingüística. Llame al 1-877-320-1235 (TTY: 711). **繁體中文 (Chinese):** 注意: 如果您使用繁體中文, 您可以免費獲得語言援助服務。請致電 1-877-320-1235 (TTY: 711)



Greenwood Memorial

Veterans of Foreign Wars Post 5864

333 S. Washington St. ♦ Greenwood, IN 46143 ♦ 317-888-2488

Member

GREATER
GREENWOOD
CHAMBER

Thanks for looking at this letter from Greenwood VFW Post 5864.

We are a non-profit organization and we have absolutely no one to lean on to help us other than individuals and businesses who support veterans. Many non-profits obtain money from other government entities. We do not receive a penny!

All I am asking is that you consider helping us one time. Checks can be made out to – VFW Post 5864. There are several things you could do to support us:

1. You and / or your members can purchase a brick. The information is in the Post's newsletter located on our website – greenwoodvfw.com.
2. You and / or your members can purchase a leaf on our "Tree of Life". The information is in our Post's newsletter located on our website – greenwoodvfw.com.
3. You and / or your members can make a donation in any amount. We will recognize you and / or your members.

Once our new facility is completed around Thanksgiving, we will host several "Open Houses" for various groups. Included will be contractors, vendors and all those individuals who helped with the building; all the businesses in Precedent South Industrial Park where we will be located; and all VFW's and members who have made a monetary or in-kind donation.

Anyone interested in providing a donation of \$1,000 or more to our project will enjoy a 50% one-time discount for renting our facility or our Shelter House and they will receive three bricks.

We appreciate you doing whatever you can. Lastly, your donation is completely tax deductible. Thanks to the 10 Posts and many members who have already made a donation. If you have any questions, please call or e-mail me.

Sincerely,

Steve Milbourn, Commander
Greenwood VFW Post 5864
317-525-7291


Open to
the Public

NOVEMBER 9TH

5TH 9

BRIAN BOWMAN VFW POST 1431

CRAWFORDSVILLE, IN






Open to
the Public

MONITORING OUR FRENCH FRY

440/5 410

PROCEEDS TO BENEFIT




Performing live!

5:30
to
8:30

Army Veteran
Singer Songwriter

www.petshealingvets.com

ERIC BARR



Presented by the Crawfordsville
and the Crawfordsville
night for the
good boys

Presented by
the Crawfordsville

BRIAN BOWMAN VFW POST 1431

117 N Water St. Crawfordsville, Indiana 47933 (765) 362-9903



FREE LUNCH FOR VETERANS

BICENTENNIAL VETERAN'S DAY CELEBRATION

- Honor Guard
- Guest Speaker
- Time Capsule
- Special Veteran Photo
- Free Lunch for Veterans



NOVEMBER 11TH

Join us at the Owen County
Courthouse Lawn at 11am

Sponsored by: The VFW Post #1405 and
American Legion Post 285



November 11, 2019, Schedule of Events

8:00 AM – 11:00 AM – Breakfast for Veterans and their families - **American Legion**

10:30 AM – Arrival of guests at **Court House**

11:00 AM – Presentation of the colors / Honor Guard

11:15 AM – Guest Speaker

11:30 AM – Presentation by Boston Scientific - 2020 Freedom and Firework Celebration

11:35 AM - Bicentennial Time Capsule and Photo announcement

11:45 AM – Closing

11:50 AM – Firing Party and Taps

12:00 PM – Bicentennial Photo

12:00 PM – Beans and Cornbread Lunch for Veterans and their families – **VFW**

5:30 PM – 4H Fishing Team – Presentation of colors and supper for Veterans – **Owen County Fairgrounds**



STEAK DINNER BENEFIT

For



(Nathan Jackson's Daughter)

Nathan Jackson's daughter Britney Davisson is battling aggressive brain cancer. Nathan has given so much to our community helping others as VFW Commander and member of the U.S. Military Vets MC. It's time for us to give back and help his family!


Grilled Steaks - Baked Potato Bar - Salad Bar
\$12.00 per person



Saturday, November 2nd
Starting 5:00 PM @ Salem VFW Post



Live Music 8pm-12am: "Murdock and the Chill"



Contact
JRich: 812.620.4730 (USMVMC)
Steve: 502.552.0570 (VFW)

Salem VFW Post 6636
127 Hughes Veteran Dr.
Salem, In



SACRED ARTS AT SECOND PRESENTS

Veteran's Day *Community Concert*

recognizing service, sacrifice, and leadership


SUNDAY, NOVEMBER 10, 3 PM

Second Presbyterian Sanctuary Choir with Festival Brass

Dr. Michelle L. Louer, director

Second Presbyterian Church, Sanctuary | 7700 N. Meridian St., Indianapolis, Indiana

For More Information: Visit SecondChurch.org or
contact (317) 253-6461 x309, MFL@SecondChurch.org



Veterans Portrait Project in Indianapolis, IN, on Nov. 5, 2019

VETERANS[®]

PORTRAIT PROJECT

Award winning military photographer, and disabled combat veteran, Stacy Pearsall will be taking complimentary individual photographs of veterans as part of her

. She has photographed thousands of veterans nationwide, archiving their history and service for posterity. We'd like to welcome you to attend this extraordinary portrait event celebrating your military service.

- *When: Nov. 5, 2019 from 10:00 a.m. to 4:00 p.m.*
- *Where:*
 - 40 East Saint Clair Street Indianapolis, IN 46204
 - Library Phone Number:

Veterans can sign up at the link below to have Stacy make their portrait for inclusion in the project. There is no charge. Choose a timeframe that best suits your needs.

If your preferred time is not available, we'll provide an alternative time nearest to your requested window. Each session lasts approximately 15 minutes.

CLICK HERE: or visit the Department Website

[Click Here to Sign Up for the Veterans Portrait Project](#)

Indiana as of Thursday, October 31, 2019

| State | Post | Dst | Life | New | Relnst | Cont | Total | Adjusted Prior Year | Percent | Div | RS | City | State | N/R LM | Prior Annual | Retention | N/R % |
|----------------------------|-------|----------|-------------|----------|----------|------------|-------------|---------------------------|---------------|----------|----|-----------------|-------|-----------|-----------------|--------------|-------------------|
| Indiana | 717 | 1 | 137 | 1 | 0 | 26 | 164 | 258 | 63.56% | 4 | | SAINT JOHN | IN | 0 | 118 | 24.58% | 0.39 % |
| Indiana | 802 | 1 | 153 | 0 | 0 | 14 | 167 | 220 | 75.90% | 5 | | HAMMOND | IN | 0 | 65 | 27.69% | 0.00 % |
| Indiana | 1109 | 1 | 43 | 0 | 0 | 7 | 50 | 67 | 74.62% | 10 | | HIGHLAND | IN | 0 | 23 | 43.48% | 0.00 % |
| Indiana | 1563 | 1 | 93 | 1 | 0 | 17 | 111 | 160 | 69.37% | 6 | S | MERRILLVILLE | IN | 0 | 61 | 34.43% | 0.63 % |
| Indiana | 2151 | 1 | 74 | 2 | 0 | 0 | 76 | 80 | 95.00% | 9 | | GARY | IN | 0 | 6 | 16.67% | 2.50 % |
| Indiana | 2697 | 1 | 41 | 1 | 0 | 10 | 52 | 54 | 96.29% | 10 | | MUNSTER | IN | 0 | 14 | 50.00% | 1.85 % |
| Indiana | 2724 | 1 | 16 | 0 | 0 | 2 | 18 | 38 | 47.36% | 11 | | WHITING | IN | 0 | 21 | 9.52% | 0.00 % |
| Indiana | 5365 | 1 | 104 | 1 | 0 | 19 | 124 | 162 | 76.54% | 6 | | HOBART | IN | 1 | 56 | 33.93% | 1.23 % |
| Indiana | 6448 | 1 | 64 | 1 | 0 | 10 | 75 | 90 | 83.33% | 8 | | DYER | IN | 0 | 26 | 30.77% | 1.11 % |
| Indiana | 6841 | 1 | 140 | 0 | 2 | 12 | 154 | 175 | 88.00% | 6 | | LOWELL | IN | 0 | 31 | 41.94% | 1.14 % |
| Indiana | 7881 | 1 | 53 | 1 | 0 | 3 | 57 | 76 | 75.00% | 9 | | HESSVILLE | IN | 0 | 23 | 26.09% | 1.32 % |
| Indiana | 9323 | 1 | 64 | 0 | 0 | 5 | 69 | 78 | 88.46% | 9 | | LAKE STATION | IN | 0 | 14 | 35.71% | 0.00 % |
| Indiana | 9982 | 1 | 67 | 0 | 0 | 14 | 81 | 101 | 80.19% | 8 | | GRIFFITH | IN | 0 | 33 | 42.42% | 0.00 % |
| District Totals | | 1 | 1049 | 8 | 2 | 139 | 1198 | 1559 | 76.84% | 4 | | | | 1 | 0 | 0.00% | 0.71 % |
| Indiana | 748 | 2 | 104 | 0 | 0 | 22 | 126 | 162 | 77.77% | 6 | | KNOX | IN | 0 | 54 | 35.19% | 0.00 % |
| Indiana | 988 | 2 | 153 | 0 | 0 | 18 | 171 | 215 | 79.53% | 5 | | VALPARAISO | IN | 0 | 62 | 30.65% | 0.00 % |
| Indiana | 1106 | 2 | 26 | 0 | 0 | 10 | 36 | 51 | 70.58% | 10 | | REYNOLDS | IN | 0 | 25 | 36.00% | 0.00 % |
| Indiana | 1121 | 2 | 43 | 0 | 0 | 7 | 50 | 53 | 94.33% | 10 | | KEWANNA | IN | 0 | 11 | 63.64% | 0.00 % |
| Indiana | 1126 | 2 | 130 | 0 | 0 | 11 | 141 | 174 | 81.03% | 6 | | WARSAW | IN | 0 | 36 | 36.11% | 0.00 % |
| Indiana | 1154 | 2 | 329 | 2 | 0 | 21 | 352 | 405 | 86.91% | 3 | | LAFAYETTE | IN | 0 | 64 | 35.94% | 0.49 % |
| Indiana | 1279 | 2 | 86 | 0 | 0 | 8 | 94 | 113 | 83.18% | 7 | | RENSSELAER | IN | 0 | 24 | 37.50% | 0.00 % |
| Indiana | 1343 | 2 | 108 | 1 | 0 | 21 | 130 | 157 | 82.80% | 6 | | ROCHESTER | IN | 1 | 50 | 42.00% | 1.27 % |
| Indiana | 1728 | 2 | 141 | 0 | 0 | 6 | 147 | 181 | 81.21% | 6 | | WINAMAC | IN | 0 | 31 | 22.58% | 0.00 % |
| Indiana | 2231 | 2 | 82 | 0 | 1 | 14 | 97 | 131 | 74.04% | 7 | | MONTICELLO | IN | 0 | 45 | 35.56% | 0.76 % |
| Indiana | 2511 | 2 | 87 | 0 | 0 | 18 | 105 | 125 | 84.00% | 7 | | PORTER | IN | 0 | 36 | 50.00% | 0.00 % |
| Indiana | 3790 | 2 | 294 | 0 | 0 | 28 | 322 | 383 | 84.07% | 3 | | LOGANSPOUT | IN | 0 | 76 | 39.47% | 0.00 % |
| Indiana | 7760 | 2 | 40 | 3 | 2 | 27 | 72 | 97 | 74.22% | 8 | | PORTAGE | IN | 0 | 56 | 55.36% | 5.15 % |
| Indiana | 9383 | 2 | 61 | 0 | 1 | 9 | 71 | 108 | 65.74% | 8 | | DELPHI | IN | 0 | 48 | 20.83% | 0.93 % |
| District Totals | | 2 | 1684 | 6 | 4 | 220 | 1914 | 2355 | 81.27% | 3 | | | | 1 | 0 | 0.00% | 0.47 % |
| Indiana | 88 | 3 | 54 | 0 | 0 | 11 | 65 | 81 | 80.24% | 9 | | ELKHART | IN | 0 | 27 | 40.74% | 0.00 % |
| Indiana | 360 | 3 | 524 | 4 | 0 | 36 | 564 | 644 | 87.57% | 3 | | MISHAWAKA | IN | 2 | 115 | 33.91% | 0.93 % |
| Indiana | 985 | 3 | 202 | 0 | 2 | 25 | 229 | 298 | 76.84% | 4 | | GOSHEN | IN | 0 | 78 | 34.62% | 0.67 % |
| Indiana | 1130 | 3 | 183 | 2 | 0 | 45 | 230 | 267 | 86.14% | 4 | | LA PORTE | IN | 0 | 84 | 54.76% | 0.75 % |
| Indiana | 1162 | 3 | 80 | 1 | 0 | 17 | 98 | 121 | 80.99% | 7 | | PLYMOUTH | IN | 0 | 40 | 42.50% | 0.83 % |
| Indiana | 1954 | 3 | 102 | 0 | 0 | 17 | 119 | 156 | 76.28% | 6 | | NORTH LIBERTY | IN | 0 | 51 | 27.45% | 0.00 % |
| Indiana | 2536 | 3 | 136 | 0 | 2 | 20 | 158 | 206 | 76.69% | 5 | | MICHIGAN CITY | IN | 1 | 68 | 32.35% | 1.46 % |
| Indiana | 6919 | 3 | 62 | 0 | 0 | 3 | 65 | 87 | 74.71% | 9 | | CULVER | IN | 0 | 25 | 8.00% | 0.00 % |
| Indiana | 8748 | 3 | 17 | 0 | 0 | 1 | 18 | 25 | 72.00% | 11 | | SOUTH BEND | IN | 0 | 9 | 88.89% | 0.00 % |
| Indiana | 8972 | 3 | 109 | 0 | 1 | 7 | 117 | 141 | 82.97% | 7 | | BREMEN | IN | 0 | 30 | 26.67% | 0.71 % |
| Indiana | 9423 | 3 | 76 | 0 | 0 | 8 | 84 | 107 | 78.50% | 8 | | ROLLING PRAIRIE | IN | 0 | 35 | 31.43% | 0.00 % |
| Indiana | 9820 | 3 | 70 | 0 | 0 | 13 | 83 | 96 | 86.45% | 8 | | SOUTH BEND | IN | 0 | 34 | 50.00% | 0.00 % |
| District Totals | | 3 | 1615 | 7 | 5 | 203 | 1830 | 2229 | 82.09% | 3 | | | | 3 | 0 | 0.00% | 0.67 % |
| Indiana | 857 | 4 | 157 | 1 | 1 | 26 | 185 | 225 | 82.22% | 5 | | FORT WAYNE | IN | 0 | 65 | 35.38% | 0.89 % |
| Indiana | 1421 | 4 | 220 | 0 | 0 | 7 | 227 | 232 | 97.84% | 5 | | FORT WAYNE | IN | 0 | 12 | 66.67% | 0.00 % |
| Indiana | 1892 | 4 | 63 | 0 | 0 | 7 | 70 | 107 | 65.42% | 8 | | GARRETT | IN | 0 | 39 | 23.08% | 0.00 % |
| Indiana | 2457 | 4 | 112 | 2 | 0 | 33 | 147 | 214 | 68.69% | 5 | | NEW HAVEN | IN | 0 | 101 | 36.63% | 0.93 % |
| Indiana | 2749 | 4 | 220 | 1 | 0 | 30 | 251 | 294 | 85.37% | 4 | | KENDALLVILLE | IN | 0 | 65 | 46.15% | 0.34 % |
| Indiana | 3846 | 4 | 69 | 0 | 0 | 1 | 70 | 78 | 89.74% | 9 | | CHURUBUSCO | IN | 0 | 10 | 20.00% | 0.00 % |
| Indiana | 4717 | 4 | 66 | 0 | 0 | 7 | 73 | 91 | 80.21% | 8 | | WOLF LAKE | IN | 0 | 24 | 33.33% | 0.00 % |
| Indiana | 5582 | 4 | 143 | 1 | 0 | 5 | 149 | 164 | 90.85% | 6 | | COLUMBIA CITY | IN | 0 | 17 | 47.06% | 0.61 % |
| Indiana | 6236 | 4 | 80 | 1 | 0 | 12 | 93 | 106 | 87.73% | 8 | | DECATUR | IN | 0 | 25 | 40.00% | 0.94 % |
| Indiana | 6751 | 4 | 111 | 0 | 0 | 2 | 113 | 120 | 94.16% | 7 | | GENEVA | IN | 0 | 5 | 40.00% | 0.00 % |
| Indiana | 7205 | 4 | 128 | 0 | 0 | 16 | 144 | 177 | 81.35% | 6 | | ANGOLA | IN | 0 | 47 | 40.43% | 0.00 % |
| Indiana | 10006 | 4 | 77 | 0 | 0 | 6 | 83 | 91 | 91.20% | 8 | | FORT WAYNE | IN | 0 | 12 | 41.67% | 0.00 % |
| Indiana | 11314 | 4 | 14 | 0 | 0 | 3 | 17 | 29 | 58.62% | 11 | S | HUNTERTOWN | IN | 0 | 13 | 30.77% | 0.00 % |
| District Totals | | 4 | 1460 | 6 | 1 | 155 | 1622 | 1928 | 84.12% | 4 | | | | 0 | 0 | 0.00% | 0.36 % |
| Indiana | 60 | 5 | 46 | 0 | 0 | 19 | 65 | 65 | 100.00% | 10 | | MARION | IN | 0 | 19 | 100.00% | 0.00 % |

| | | | | | | | | | | | | | | | | | |
|------------------------|-------|----------|-------------|-----------|-----------|------------|-------------|-------------|---------------|----------|---|------------------|----|----------|----------|--------------|---------------|
| Indiana | 266 | 5 | 221 | 0 | 0 | 8 | 229 | 260 | 88.07% | 4 | S | ANDERSON | IN | 0 | 31 | 25.81% | 0.00 % |
| Indiana | 286 | 5 | 111 | 0 | 0 | 10 | 121 | 158 | 76.58% | 6 | | WABASH | IN | 0 | 47 | 25.53% | 0.00 % |
| Indiana | 1110 | 5 | 73 | 1 | 0 | 14 | 88 | 114 | 77.19% | 7 | | FRANKFORT | IN | 0 | 37 | 45.95% | 0.88 % |
| Indiana | 1152 | 5 | 491 | 16 | 2 | 62 | 571 | 672 | 84.97% | 3 | | KOKOMO | IN | 2 | 171 | 35.67% | 2.98 % |
| Indiana | 2067 | 5 | 177 | 1 | 0 | 32 | 210 | 280 | 75.00% | 4 | | PERU | IN | 0 | 93 | 36.56% | 0.36 % |
| Indiana | 2689 | 5 | 297 | 6 | 17 | 156 | 476 | 447 | 106.48% | 3 | | HUNTINGTON | IN | 0 | 146 | 53.42% | 5.15 % |
| Indiana | 5782 | 5 | 121 | 0 | 1 | 17 | 139 | 188 | 73.93% | 5 | | ELWOOD | IN | 0 | 69 | 28.99% | 0.53 % |
| Indiana | 7081 | 5 | 100 | 0 | 0 | 9 | 109 | 125 | 87.20% | 7 | | DUNKIRK | IN | 0 | 25 | 40.00% | 0.00 % |
| Indiana | 7403 | 5 | 113 | 0 | 0 | 9 | 122 | 143 | 85.31% | 6 | | MARION | IN | 0 | 28 | 32.14% | 0.00 % |
| District Totals | | 5 | 1750 | 24 | 20 | 336 | 2130 | 2452 | 86.86% | 3 | | | | 2 | 0 | 0.00% | 1.88 % |
| Indiana | 910 | 6 | 99 | 0 | 0 | 13 | 112 | 137 | 81.75% | 7 | | LEBANON | IN | 0 | 35 | 34.29% | 0.00 % |
| Indiana | 972 | 6 | 789 | 1 | 0 | 34 | 824 | 912 | 90.35% | 2 | | TERRE HAUTE | IN | 1 | 116 | 29.31% | 0.22 % |
| Indiana | 1431 | 6 | 153 | 3 | 0 | 13 | 169 | 199 | 84.92% | 5 | | CRAWFORDSVILLE | IN | 0 | 40 | 27.50% | 1.51 % |
| Indiana | 1550 | 6 | 241 | 1 | 0 | 2 | 244 | 252 | 96.82% | 4 | | GREENCASTLE | IN | 0 | 6 | 33.33% | 0.40 % |
| Indiana | 1752 | 6 | 69 | 0 | 0 | 9 | 78 | 97 | 80.41% | 8 | | ROCKVILLE | IN | 0 | 36 | 27.78% | 0.00 % |
| Indiana | 2395 | 6 | 77 | 0 | 0 | 6 | 83 | 91 | 91.20% | 8 | | COVINGTON | IN | 0 | 15 | 40.00% | 0.00 % |
| Indiana | 3284 | 6 | 38 | 0 | 0 | 1 | 39 | 50 | 78.00% | 11 | | ROACHDALE | IN | 0 | 10 | 20.00% | 0.00 % |
| Indiana | 3318 | 6 | 225 | 3 | 0 | 5 | 233 | 238 | 97.89% | 5 | | ATTICA | IN | 0 | 12 | 33.33% | 1.26 % |
| Indiana | 6128 | 6 | 91 | 3 | 0 | 24 | 118 | 151 | 78.14% | 6 | | BROWNSBURG | IN | 0 | 66 | 40.91% | 1.99 % |
| Indiana | 6246 | 6 | 96 | 9 | 0 | 17 | 122 | 229 | 53.27% | 5 | | NOBLESVILLE | IN | 1 | 145 | 17.24% | 4.37 % |
| Indiana | 6574 | 6 | 126 | 0 | 0 | 7 | 133 | 143 | 93.00% | 6 | | WEST TERRE HAUTE | IN | 0 | 17 | 35.29% | 0.00 % |
| Indiana | 8756 | 6 | 27 | 0 | 0 | 4 | 31 | 42 | 73.80% | 11 | | CICERO | IN | 0 | 15 | 26.67% | 0.00 % |
| Indiana | 10003 | 6 | 178 | 1 | 0 | 28 | 207 | 254 | 81.49% | 4 | | CARMEL | IN | 4 | 85 | 32.94% | 1.97 % |
| District Totals | | 6 | 2209 | 21 | 0 | 163 | 2393 | 2795 | 85.61% | 3 | | | | 6 | 0 | 0.00% | 0.97 % |
| Indiana | 604 | 7 | 147 | 2 | 0 | 16 | 165 | 197 | 83.75% | 5 | | BLOOMINGTON | IN | 0 | 47 | 29.79% | 1.02 % |
| Indiana | 1111 | 7 | 350 | 2 | 0 | 9 | 361 | 419 | 86.15% | 3 | | MOORESVILLE | IN | 0 | 68 | 17.65% | 0.48 % |
| Indiana | 1127 | 7 | 127 | 3 | 2 | 27 | 159 | 195 | 81.53% | 5 | | BRAZIL | IN | 0 | 68 | 35.29% | 2.56 % |
| Indiana | 1157 | 7 | 135 | 0 | 2 | 39 | 176 | 233 | 75.53% | 5 | | VINCENNES | IN | 0 | 91 | 45.05% | 0.86 % |
| Indiana | 1257 | 7 | 186 | 0 | 0 | 8 | 194 | 206 | 94.17% | 5 | | MARTINSVILLE | IN | 1 | 24 | 41.67% | 0.49 % |
| Indiana | 1405 | 7 | 95 | 1 | 0 | 10 | 106 | 123 | 86.17% | 7 | | SPENCER | IN | 1 | 31 | 38.71% | 1.63 % |
| Indiana | 2459 | 7 | 89 | 0 | 0 | 23 | 112 | 137 | 81.75% | 7 | | SULLIVAN | IN | 0 | 43 | 53.49% | 0.00 % |
| Indiana | 2714 | 7 | 182 | 4 | 1 | 23 | 210 | 255 | 82.35% | 4 | | FORT BRANCH | IN | 0 | 75 | 29.33% | 1.96 % |
| Indiana | 3321 | 7 | 64 | 2 | 0 | 17 | 83 | 124 | 66.93% | 7 | | WASHINGTON | IN | 0 | 54 | 33.33% | 1.61 % |
| Indiana | 5864 | 7 | 275 | 3 | 0 | 61 | 339 | 478 | 70.92% | 3 | | GREENWOOD | IN | 0 | 220 | 29.09% | 0.63 % |
| Indiana | 6606 | 7 | 68 | 0 | 0 | 13 | 81 | 98 | 82.65% | 8 | | CLAY CITY | IN | 0 | 30 | 40.00% | 0.00 % |
| Indiana | 6978 | 7 | 241 | 3 | 2 | 14 | 260 | 284 | 91.54% | 4 | | NEW WHITELAND | IN | 3 | 47 | 34.04% | 2.82 % |
| Indiana | 7117 | 7 | 94 | 0 | 0 | 7 | 101 | 119 | 84.87% | 7 | | WORTHINGTON | IN | 0 | 22 | 36.36% | 0.00 % |
| Indiana | 7118 | 7 | 64 | 1 | 0 | 14 | 79 | 99 | 79.79% | 8 | | LINTON | IN | 0 | 38 | 36.84% | 1.01 % |
| Indiana | 7850 | 7 | 40 | 0 | 0 | 8 | 48 | 58 | 82.75% | 10 | | GOSPORT | IN | 0 | 19 | 42.11% | 0.00 % |
| Indiana | 8589 | 7 | 32 | 1 | 1 | 8 | 42 | 57 | 73.68% | 10 | | SHOALS | IN | 0 | 23 | 39.13% | 3.51 % |
| Indiana | 9297 | 7 | 109 | 0 | 0 | 18 | 127 | 161 | 78.88% | 6 | | CRANE | IN | 1 | 41 | 41.46% | 0.62 % |
| Indiana | 9395 | 7 | 54 | 0 | 0 | 14 | 68 | 98 | 69.38% | 8 | | LOOGOOTEE | IN | 0 | 46 | 30.43% | 0.00 % |
| Indiana | 9627 | 7 | 80 | 0 | 0 | 13 | 93 | 119 | 78.15% | 7 | | ODON | IN | 0 | 40 | 35.00% | 0.00 % |
| District Totals | | 7 | 2432 | 22 | 8 | 342 | 2804 | 3460 | 81.04% | 2 | | | | 6 | 0 | 0.00% | 1.04 % |
| Indiana | 673 | 8 | 292 | 0 | 0 | 34 | 326 | 368 | 88.58% | 3 | | JASPER | IN | 0 | 56 | 66.07% | 0.00 % |
| Indiana | 1114 | 8 | 1204 | 8 | 1 | 229 | 1442 | 1769 | 81.51% | 1 | | EVANSVILLE | IN | 2 | 511 | 46.58% | 0.62 % |
| Indiana | 1427 | 8 | 87 | 1 | 0 | 2 | 90 | 109 | 82.56% | 8 | | CHARLESTOWN | IN | 0 | 20 | 15.00% | 0.92 % |
| Indiana | 1693 | 8 | 275 | 1 | 0 | 19 | 295 | 363 | 81.26% | 3 | | NEW ALBANY | IN | 0 | 57 | 35.09% | 0.28 % |
| Indiana | 1832 | 8 | 180 | 2 | 1 | 5 | 188 | 204 | 92.15% | 5 | | CLARKSVILLE | IN | 0 | 21 | 28.57% | 1.47 % |
| Indiana | 2366 | 8 | 105 | 0 | 2 | 39 | 146 | 176 | 82.95% | 6 | | HUNTINGBURG | IN | 0 | 71 | 60.56% | 1.14 % |
| Indiana | 2939 | 8 | 112 | 0 | 0 | 16 | 128 | 170 | 75.29% | 6 | | TELL CITY | IN | 0 | 52 | 36.54% | 0.00 % |
| Indiana | 2950 | 8 | 118 | 4 | 0 | 10 | 132 | 163 | 80.98% | 6 | | CORYDON | IN | 1 | 42 | 23.81% | 3.07 % |
| Indiana | 2953 | 8 | 146 | 1 | 0 | 14 | 161 | 189 | 85.18% | 5 | | EVANSVILLE | IN | 0 | 39 | 35.90% | 0.53 % |
| Indiana | 3281 | 8 | 352 | 1 | 0 | 23 | 376 | 424 | 88.67% | 3 | | NEW ALBANY | IN | 2 | 63 | 39.68% | 0.71 % |
| Indiana | 3418 | 8 | 190 | 3 | 0 | 23 | 216 | 284 | 76.05% | 4 | | BOONVILLE | IN | 0 | 82 | 37.80% | 1.06 % |
| Indiana | 3587 | 8 | 127 | 0 | 0 | 20 | 147 | 162 | 90.74% | 6 | | PETERSBURG | IN | 0 | 35 | 60.00% | 0.00 % |
| Indiana | 6160 | 8 | 55 | 0 | 1 | 8 | 64 | 85 | 75.29% | 9 | | ENGLISH | IN | 0 | 29 | 31.03% | 1.18 % |
| Indiana | 11365 | 8 | 40 | 0 | 0 | 11 | 51 | 56 | 91.07% | 10 | | FERDINAND | IN | 0 | 16 | 62.50% | 0.00 % |
| District Totals | | 8 | 3283 | 21 | 5 | 453 | 3762 | 4522 | 83.19% | 2 | | | | 5 | 0 | 0.00% | 0.69 % |
| Indiana | 1083 | 9 | 31 | 0 | 0 | 5 | 36 | 42 | 85.71% | 11 | | CROTHERSVILLE | IN | 0 | 9 | 55.56% | 0.00 % |
| Indiana | 1686 | 9 | 63 | 2 | 0 | 17 | 82 | 108 | 75.92% | 8 | | OOLITIC | IN | 0 | 44 | 38.64% | 1.85 % |
| Indiana | 1925 | 9 | 162 | 2 | 1 | 26 | 191 | 272 | 70.22% | 4 | | SEYMOUR | IN | 0 | 106 | 30.19% | 1.10 % |
| Indiana | 1969 | 9 | 145 | 0 | 0 | 19 | 164 | 183 | 89.61% | 6 | | MADISON | IN | 0 | 41 | 46.34% | 0.00 % |

| | | | | | | | | | | | | | | | | | |
|------------------------|-------|-----------|--------------|------------|-----------|-------------|--------------|--------------|---------------|----------|---|--------------|----|-----------|----------|--------------|---------------|
| Indiana | 1987 | 9 | 115 | 0 | 1 | 12 | 128 | 151 | 84.76% | 6 | | COLUMBUS | IN | 0 | 36 | 27.78% | 0.66 % |
| Indiana | 2014 | 9 | 95 | 0 | 0 | 23 | 118 | 148 | 79.72% | 6 | | BROOKVILLE | IN | 0 | 54 | 44.44% | 0.00 % |
| Indiana | 2021 | 9 | 56 | 0 | 0 | 11 | 67 | 91 | 73.62% | 8 | | NORTH VERNON | IN | 0 | 32 | 34.38% | 0.00 % |
| Indiana | 3183 | 9 | 117 | 2 | 1 | 18 | 138 | 162 | 85.18% | 6 | | BATESVILLE | IN | 0 | 46 | 56.52% | 1.85 % |
| Indiana | 5312 | 9 | 110 | 0 | 0 | 8 | 118 | 138 | 85.50% | 7 | S | AURORA | IN | 0 | 26 | 26.92% | 0.00 % |
| Indiana | 5396 | 9 | 60 | 0 | 0 | 15 | 75 | 105 | 71.42% | 8 | | VEVAY | IN | 0 | 44 | 34.09% | 0.00 % |
| Indiana | 6195 | 9 | 49 | 0 | 0 | 6 | 55 | 68 | 80.88% | 9 | | NASHVILLE | IN | 0 | 18 | 44.44% | 0.00 % |
| Indiana | 6234 | 9 | 66 | 1 | 0 | 10 | 77 | 114 | 67.54% | 7 | | MILAN | IN | 0 | 45 | 26.67% | 0.88 % |
| Indiana | 6582 | 9 | 119 | 0 | 0 | 7 | 126 | 146 | 86.30% | 6 | | AUSTIN | IN | 0 | 26 | 26.92% | 0.00 % |
| Indiana | 6636 | 9 | 83 | 0 | 0 | 17 | 100 | 176 | 56.81% | 6 | | SALEM | IN | 0 | 92 | 19.57% | 0.00 % |
| Indiana | 8302 | 9 | 54 | 4 | 0 | 8 | 66 | 82 | 80.48% | 9 | | PAOLI | IN | 0 | 28 | 28.57% | 4.88 % |
| Indiana | 9107 | 9 | 66 | 5 | 0 | 16 | 87 | 115 | 75.65% | 7 | | MITCHELL | IN | 0 | 46 | 30.43% | 4.35 % |
| Indiana | 9987 | 9 | 25 | 0 | 0 | 6 | 31 | 38 | 81.57% | 11 | | NAPOLEON | IN | 0 | 14 | 50.00% | 0.00 % |
| District Totals | | 9 | 1416 | 16 | 3 | 224 | 1659 | 2139 | 77.55% | 4 | | | | 0 | 0 | 0.00% | 0.89 % |
| Indiana | 571 | 10 | 105 | 1 | 0 | 19 | 125 | 153 | 81.69% | 6 | | CONNERSVILLE | IN | 0 | 48 | 37.50% | 0.65 % |
| Indiana | 1108 | 10 | 290 | 1 | 0 | 23 | 314 | 401 | 78.30% | 3 | | RICHMOND | IN | 3 | 116 | 28.45% | 1.00 % |
| Indiana | 1282 | 10 | 142 | 2 | 0 | 6 | 150 | 214 | 70.09% | 5 | | NEW CASTLE | IN | 0 | 71 | 8.45% | 0.93 % |
| Indiana | 1472 | 10 | 56 | 0 | 0 | 5 | 61 | 71 | 85.91% | 9 | | LIBERTY | IN | 0 | 16 | 43.75% | 0.00 % |
| Indiana | 2693 | 10 | 124 | 2 | 0 | 26 | 152 | 226 | 67.25% | 5 | | GREENFIELD | IN | 0 | 107 | 28.97% | 0.88 % |
| Indiana | 2695 | 10 | 154 | 1 | 0 | 18 | 173 | 270 | 64.07% | 4 | | SHELBYVILLE | IN | 0 | 106 | 19.81% | 0.37 % |
| Indiana | 6904 | 10 | 92 | 2 | 0 | 8 | 102 | 145 | 70.34% | 6 | | FORTVILLE | IN | 0 | 50 | 16.00% | 1.38 % |
| Indiana | 7084 | 10 | 90 | 0 | 0 | 10 | 100 | 126 | 79.36% | 7 | | UNION CITY | IN | 0 | 30 | 33.33% | 0.00 % |
| District Totals | | 10 | 1053 | 9 | 0 | 115 | 1177 | 1606 | 73.28% | 4 | | | | 3 | 0 | 0.00% | 0.75 % |
| Indiana | 98 | 11 | 52 | 1 | 0 | 9 | 62 | 100 | 62.00% | 8 | | INDIANAPOLIS | IN | 0 | 46 | 19.57% | 1.00 % |
| Indiana | 261 | 11 | 118 | 3 | 0 | 18 | 139 | 197 | 70.55% | 5 | | LAWRENCE | IN | 0 | 87 | 26.44% | 1.52 % |
| Indiana | 908 | 11 | 92 | 5 | 0 | 28 | 125 | 320 | 39.06% | 4 | | INDIANAPOLIS | IN | 1 | 228 | 14.04% | 1.88 % |
| Indiana | 1120 | 11 | 139 | 0 | 0 | 9 | 148 | 171 | 86.54% | 6 | | INDIANAPOLIS | IN | 0 | 30 | 36.67% | 0.00 % |
| Indiana | 1587 | 11 | 119 | 13 | 0 | 151 | 283 | 299 | 94.64% | 4 | | INDIANAPOLIS | IN | 0 | 187 | 84.49% | 4.35 % |
| Indiana | 2839 | 11 | 105 | 2 | 2 | 16 | 125 | 148 | 84.45% | 6 | | INDIANAPOLIS | IN | 0 | 40 | 40.00% | 2.70 % |
| Indiana | 2999 | 11 | 120 | 1 | 0 | 10 | 131 | 154 | 85.06% | 6 | | INDIANAPOLIS | IN | 0 | 34 | 29.41% | 0.65 % |
| Indiana | 5626 | 11 | 64 | 0 | 1 | 7 | 72 | 95 | 75.78% | 8 | | BEECH GROVE | IN | 0 | 30 | 23.33% | 1.05 % |
| Indiana | 7119 | 11 | 312 | 12 | 1 | 27 | 352 | 421 | 83.61% | 3 | | INDIANAPOLIS | IN | 1 | 100 | 31.00% | 3.33 % |
| District Totals | | 11 | 1121 | 37 | 4 | 275 | 1437 | 1905 | 75.43% | 4 | | | | 2 | 0 | 0.00% | 2.26 % |
| Indiana | 15015 | 99 | 1837 | 39 | 2 | 148 | 2026 | 2597 | 78.01% | 1 | | INDIANAPOLIS | IN | 12 | 0 | 0.00% | 2.04 % |
| District Totals | | 99 | 1837 | 39 | 2 | 148 | 2026 | 2597 | 78.01% | 3 | | | | 12 | 0 | 0.00% | 2.04 % |
| State Totals | | | 20909 | 216 | 54 | 2773 | 23952 | 29547 | 81.06% | | | | | 41 | 0 | 0.00% | 1.05 % |