

## VETERANS OF FOREIGN WARS OF THE UNITED STATES

P.O. BOX 361370  
INDIANAPOLIS, INDIANA 46236

DEPARTMENT OF INDIANA  
TELEPHONE (317) 377-1795  
FAX (317) 377-1797

9555 E. 59th STREET  
INDIANAPOLIS, INDIANA 46216



GENERAL ORDERS #4

1 October 2018  
2018-19 Series

TO BE READ AT MEETINGS AND POSTED:

1. Post Quartermaster Bonds obtained from the Department through National expired on 31 August 2018. Application for bond renewal was attached to August General Orders. Please get these turned in to the Department Headquarters ASAP.
2. Pursuant to the provisions of Section 213 of the National By-Laws any Post in arrears for any financial obligations to District, Department and National for fees, dues, poppy money, supply money, failing to have the office of Quartermaster properly bonded in accordance with Section 703, failing to ensure that the Post is properly insured in accordance with Section 709, failing to submit properly completed quarterly Post Trustees Report of Audit, Post-Election Report for the ensuing year, or other obligations, shall be deprived all representation in District meeting; District, Department and National Conventions. Such representation shall be restored promptly upon proper adjustment of such deficiencies.
3. Members are reminded that under the subscription dues model, an annual members dues expire on the last day of the month of which they paid the previous year. Annual members are encouraged to renew their dues prior to their anniversary month to avoid a lapse in continuous membership. Officers and committee members, whose membership is not in good standing by reason to pay current dues, by the end of their anniversary month, shall forfeit eligibility to hold any office the remainder of the administrative year.

In addition, every effort should be made to renew the membership of continuous members and sign up new and recover former members at all times during the year.

4. Organizations exempt from income tax under Section 501(c) of the Internal Revenue Code are generally required to file Form 990 by the 15th day of the fifth month following the close of their accounting fiscal year. For the current IRS requirements (beginning on or after January 1), if the organization's annual gross receipts are normally more than \$50,000, the organization must file Form 990 or 990-EZ. Small tax-exempt organizations whose annual gross receipts are normally \$50,000 or less are required to electronically submit Form

990-N, also known as the e-Postcard. There is no penalty assessment for late filling the e-Postcard, but an organization that fails to file required information returns for three consecutive years will automatically lose its tax-exempt status. The revocation of the organization's tax exempt status will not take place until the filing due date of the third year,

Gross receipts are considered to be normally less than \$50,000 if the organization:

- a. Has been in existence for 1 year or less and received, or donors have pledged to give, \$75,000 or less during its first taxable year;
- b. Has been in existence between 1 and 3 years and averaged \$60,000 or less in gross receipts during each of its first two tax years; and
- c. Is at least 3 years old and averaged \$50,000 or less in gross receipts for the immediately preceding 3 tax years (including the year for which the calculations are being made).

If annual gross receipts are normally more than \$50,000, the organization must file Form 990 or 990-EZ. For the current IRS requirements, if an organization has gross receipts less than \$200,000 and total assets less than \$500,000, it may file form 990-EZ. However, if either gross receipts or total assets are above those limits, Form 990 must be filed.

For purposes of filing requirements, gross receipts include: total contributions; gifts and grants; program service revenue; membership dues and assessments; gross investment income (including interest, dividends, gross rents, and other investment income); gross income from the sale of assets other than inventory; gross income from special fundraising events; gross sales net of return allowances; and any other revenue.

IRS regulations require that all tax-exempt organizations make both their Application for Exemption and 990's for the last three years available for public inspection at their principal office and provide copies in response to written requests, subject to the payment of reasonable fees. There are substantial penalties for violation of these regulations.

5. Attention of Post Commanders is directed to the Commander-in-Chief's decision in response to questions raised concerning alcoholic beverages and smoking/vaping in the Post meeting room during the Post meeting as set forth below:

It is held to be objectionable and contrary to accepted rules of order and proper decorum implicit in the ritual of the Veterans of Foreign Wars to permit alcoholic beverages or the use of smoking/vaping products in the Post meeting room during the Post meeting. Accordingly, the presence, dispensation, and/or consumption of alcoholic beverages or the use of smoking/vaping products in VFW meeting rooms during VFW meetings are unacceptable and is prohibited.

It is the intent of the Commander-in-Chief's decision, regarding this response, to include Post, County Council, District and Department meetings, whereas it is held to be objectionable. Please refer to Section 1001 (25) of the National Manual of Procedure.

6. Deadline for Combat Veteran is **6 October 2018**. Please submit material.
7. State HQ will be closed on 8 October to observe Columbus Day.

8. VFW Day at the Indiana Veterans Home in West Lafayette is **Sunday 14 October 2018**.
9. The annual Big 10 Conference is **19 & 20 October 2018** in St. Louis, MO. Room reservations should be made by 13 September. Advance registration is \$100.00. Registration cut off is 5 October, at which time the fee becomes \$110.00. Registration and reservation forms are included with these orders.
10. The Finance Comm. will meet on 26 Oct., 2018, 1400hrs at the Indianapolis Marriott East Hotel.
11. Foundation Meeting will be held on 26 Oct. 2018, 1530hrs at the Indianapolis Marriott East.
12. The Fall Conference is 26 -28 October at the Indianapolis Marriott East Hotel. There are still plenty of Hotel Rooms (Please call the Hotel to make reservations). Tentative schedule: C of A meeting at 1900hrs Friday (uniform State Shirt), business session beginning 0900hrs Saturday (uniform Blue Jacket, Tie, Grey Pants), and a "Halloween Theme" Mixer, 1800hrs Saturday (Please wear a Halloween Costume of your choice). **Please see attachment for Mixer reservations**
13. Several important documents are attached to these orders. Please review all.

BY ORDER OF:  
ERIC BILLMAN  
STATE COMMANDER

OFFICIAL:



TROY "DOC" KING  
STATE ADJUTANT & QUARTERMASTER

1. **Reminder to all Posts- Teacher of the Year, Voice of Democracy, and Patriots Pen Deadline to be at the Post is 31 Oct. 2018.**

2. **MEMBERSHIP: NATIONAL COMMANDER'S CHALLENGE**

Commander-in-Chief B. J. Lawrence has laid down a challenge to all VFW Posts for the month of October 2018! From October 1 through October 31, the Post in each membership division that shows the highest percentage of membership increase will receive an award of \$500 to be deposited directly into their Post fund to be used as needed for the Post.

In addition, each Department with a winning Post will receive a matching \$500 to be deposited into the Department fund to be used as needed by the Department. If a Department has more than one winning Post, they can receive this award multiple times!

We will be basing the Starting membership total on the membership numbers shown in MemStats at close of business on September 30<sup>th</sup>, and the final total will be those numbers shown in MemStats at close of business on October 31<sup>st</sup>.

Remember that new members, reinstated members, paying transfers, and continuous members renewing their dues will all add to your membership totals: so let's get out there and Make It Happen this October!

3. **State Commander's Special Project (Pets Healing Vets) Raffle** – Here is your chance to get a guitar signed by George Strait, Chris Stapleton, Midland, Little Big Town, and Kacey Musgraves. \$5 per ticket will be available at the Fall Conference. Drawing will be at the 2019 State Convention. Please see attachment for more information.
4. **Golf Outing hosted by Post 908** on 07 October 2018 at Winding River Golf Course. Please see attachment for more information.
5. **STOP 22**, don't forget to conduct a STOP 22 Event for a chance to win \$1000.00 from Humana. Please submit Number of participants, Event activities and Pictures to State Headquarter before **18 October 2018** to be considered.
6. **FREE TRANSITION SEMINAR: 22-26 October 2018** at the Job Ready Veterans Headquarters. Please see attachment for more information.
7. **Town Hall meeting in Shelbyville, IN VFW Post 2695 on 23 October 2018** – Please see attachment.
8. **Now is the time to order Buddy Poppies for a Veterans Day Event.** Order forms can be found online at [www.vfwin.org](http://www.vfwin.org) and/or the August General Orders.
9. **WALGREENS NO-COST FLU SHOTS WILL BE AVAILABLE AT THE FALL CONFERENCE:**

Be prepared for the upcoming cold and flu season! Now through March 31, 2019, all VA-enrolled veterans are eligible for free annual flu shots at their local Walgreens or Duane Reade pharmacy. While this immunization program is limited to VA patients, Walgreens offers flu shots to most VFW members and their families through other coverage programs, such as TRICARE, Medicare and many health care plans.

10. Oct 7<sup>th</sup> Afghanistan War Began (2001)
11. Oct 8<sup>th</sup> Columbus Day (State Headquarters Closed)
12. Oct 13<sup>th</sup> U.S. Navy Established
13. Oct 23<sup>rd</sup> Grenada Campaign Began (1983)
14. Oct 24<sup>th</sup> United Nations Day
15. Oct 27<sup>th</sup> Navy Day
16. Oct 31<sup>st</sup> HAPPY HALLOWEEN (Trick or Treat)

## VETERANS OF FOREIGN WARS OF THE UNITED STATES

P.O. BOX 361370  
INDIANAPOLIS, INDIANA 46236

DEPARTMENT OF INDIANA  
TELEPHONE (317) 377-1795  
FAX (317) 377-1797

9555 E. 59th STREET  
INDIANAPOLIS, INDIANA 46216



Greetings Comrades,

As always, I hope this finds you well and healthy. It has been and is an extremely busy time in the VFW and the Department of Indiana. Let me start by sending out a huge thank you to all the members, auxiliary members, and supporters for all you did over the last year to raise donations for the VFW National Home in Eaton Rapids. In case you haven't heard, the membership from Indiana donated over \$38,000. That is an amazing amount of money that goes to an outstanding cause and doing what we do, taking care of Veterans.

September was a very busy month with not only the Eaton Rapids visit, but District meetings, various POW ceremonies, and Patriot Day remembrance events. I also had a trip to Washington DC as well as attended the Commander in Chief's homecoming in Albuquerque. One of Chief BJ's primary focus is on post revitalization and putting forth the effort to keep posts open instead of closing. Another hot topic is of course membership. We finished September just over 81% and needing 6,000 members to reach 100%. While we ended the month 9<sup>th</sup> in the Big 10 and 38<sup>th</sup> Nationally, I have no doubt that Indiana will be 100% at the end of the year. Chief BJ has issued a Commander's Challenge, which is attached in these General Orders, with an opportunity for your post to win \$500.

There is quite a bit of activity coming up in October as well with our trip to the Indiana Veterans Home, the Big 10 Conference, and of course our Fall Conference. I hope to see you at many of these events. Please plan on being there for our Fall Conference. Our National Representative will be National Jr. Vice Commander in Chief Hal Roesch II. As always, looking forward to hearing the words of wisdom the Rep brings to our events. Not only are we going to have some great speakers and information presented, but hopefully it will be an opportunity for you to have some fun as well. Let's take of business during the meetings, and then relax and have some fun at the evening mixer. As we have with the last few conferences, we are trying to do a few things a bit differently while sticking with some important traditions. Please let us know what you like, what you don't like, and ideas for future events.

Don't forget that there are many deadlines for programs coming up soon. If you have any questions or issues, don't hesitate to contact the program chairperson so you do not miss a deadline. Thank you for all you do on a day in day out basis for the VFW. While some of your work may not always get noticed, it is always greatly appreciated. Veterans Sticking Together is what we do! Do not hesitate to reach out to your Post Commander, your District Commander, or your Department line officers if you need assistance. We are here to help and assist. Thank you for all you do for our Veterans and thank you for all you do for the Department of Indiana and VFW.

In Comradeship

A handwritten signature in cursive script that reads "Eric W. Billman".

Eric Billman  
State Commander

**VETERANS OF FOREIGN WARS OF THE UNITED STATES**

P.O. BOX 361370  
INDIANAPOLIS, INDIANA 46236

DEPARTMENT OF INDIANA  
TELEPHONE (317) 377-1795  
FAX (317) 377-1797

9555 E. 59th STREET  
INDIANAPOLIS, INDIANA 46216



**2018 FALL CONFERENCE HALLOWEEN MIXER**

INDIANAPOLIS MARRIOTT EAST HOTEL

OCTOBER 27, 2018 6:00P.M.

\$25.00 PER PERSON

.....  
**APPITIZER MENU**

Sweet & Sour Meatballs    Pulled Pork Sliders    Mini Corn Dogs  
Onion Rings    Vegetable Crudit     Kettle Chips    Cookies  
Freshly Brewed Coffee, Iced Tea / Cash Bar.

.....  
There will be no assigned seating. There will be no plated meal. Appetizers will be served. Each ticket will come with 1 drink ticket for the bar. To reserve tickets, please complete and send the bottom portion of this form, along with your payment.

There will be a scavenger hunt with prizes for those who attend the mixer!!!  
Dress up in your favorite Halloween Costume!!!

Make checks payable to: Department of Indiana VFW, P.O. Box 361370, Indianapolis, IN 46236.  
Fax (317)377-1797,

To pay by Credit Card, please call State Headquarters @ (317)377-1795

Tickets can be picked up at the Registration Desk.  
.....

**2018 FALL CONFERENCE MIXER**

Post \_\_\_\_\_ Auxiliary \_\_\_\_\_

Name \_\_\_\_\_

Address \_\_\_\_\_ City \_\_\_\_\_ Zip \_\_\_\_\_

Number of Tickets \_\_\_\_\_ Amount Enclosed \_\_\_\_\_

TICKET ORDERS MUST BE RECEIVED NO LATER THAN FRIDAY OCTOBER 19, 2018



**Signed by George Strait, Chris Stapleton, Midland  
Little Big Town, & Kacey Musgraves.**

Display case included

For Commander's Special Project – **Pets Healing Vets**

Tickets are \$5 each



# VFW POST 908 GOLF OUTING

SUNDAY OCTOBER 7TH @9AM

WINDING RIVER GOLF COURSE  
8015 S MANN RD  
Indianapolis, IN 46221

# GOLF

*It's All  
About The  
Fun!*

# Tournament

VFW Post 908 is a four time All State and two time All American Post in the Mars Hill district of Indianapolis.

We will be hosting our first ever golf scramble open to any one who enjoys golf.

Teams will play a four man best ball scramble format. All proceeds will help veterans in our community

**\$60 per golfer \$240 per team**

**Hole sponsor \$100**

**Check in 8-9AM**

**Limit to first 120 golfers**

Player 1 \_\_\_\_\_

Player 2 \_\_\_\_\_

Player 3 \_\_\_\_\_

Player 4 \_\_\_\_\_

**Please send all teams and check to:**

**VFW Post 908 Attn: GOLF**

**3011 S Lockburn St**

**Indianapolis IN 46241**

*Bridging life's transitional gaps for veterans, service members and military families.*

# FREE TRANSITION SEMINAR

For Veterans, Service Members, and Military Family Members

**Monday, Oct 22<sup>nd</sup> – Friday, Oct 26<sup>th</sup>**

**9am - 4pm**

**Operation: Job Ready Veterans Headquarters**

9130 Otis Ave., Suite A, Indianapolis, IN 46216

# VETS




VETERAN EMPLOYMENT  
TRANSITION SEMINAR

## FREE Seminar Includes:

- Transition Assistance & Resources
- Skills Translation & Resume Preparation
- Company Research
- Networking & Interviewing Tactics
- Employer Introductions

**Register today!**

Contact Mike at: [MEspinda@jobreadyvets.org](mailto:MEspinda@jobreadyvets.org) or call 317.760.6154



**OPERATION:  
JOB READY VETERANS**





# **Veteran Voices**

**Come and hear from your Legislators  
and let them hear from you!!!!**

## **VFW Post 2695**

### **Shelbyville, Indiana**

**October 23, 2018**


**7:00PM**

**1622 East State Road 44**


**Shelbyville, IN**

**(Behind Studio 10 Cinema)**

**All of our Local, County,  
State and Federal Officials have been invited**



Disabled American Veterans



[illegible]

# **Indiana as of Monday, October 01, 2018**

Post	Dist	Life	New	Reinst	Cont	Total	Prior Year	Percent	Div	City	State	N/R	LM	N/R %
District Totals	1	1212	6	3	135	1356	1772	76.52%	4			0		0.51%
District Totals	2	1882	8	1	197	2088	2444	85.43%	3			2		0.45%
District Totals	3	1813	14	2	187	2016	2399	84.03%	3			0		0.67%
District Totals	4	1681	11	1	130	1823	2123	85.86%	4			0		0.57%
District Totals	5	1943	6	1	210	2160	2861	75.49%	3			0		0.24%
District Totals	6	2493	9	3	153	2658	3162	84.06%	3			2		0.44%
District Totals	7	2616	30	7	283	2936	3717	78.98%	2			7		1.18%
District Totals	8	3588	16	12	434	4050	4923	82.26%	2			5		0.67%
District Totals	9	1552	13	2	198	1765	2298	76.80%	3			0		0.65%
District Totals	10	1125	16	0	116	1257	1593	78.90%	4			0		1.00%
District Totals	11	1271	20	1	177	1469	1939	75.76%	4			1		1.13%
District Totals	99	2004	23	3	142	2172	2533	85.74%	3			11		1.46%
State Total	23180	172	36	2362	25750	31764	81.06%					28		0.74%

# Indiana District 1 as of Monday, October 01, 2018

Post	Dist Life	New	Reinst	Cont	Total	Prior Year	Percent	Div City	State	N/R	LM	Prior Annual	Retention	N/R %
717	1	144	0	0	31	175	347	50.43%	3 SAINT JOHN	IN	0	200	20.50%	0.00%
802	1	196	2	0	13	211	237	89.03%	4 HAMMOND	IN	0	69	28.99%	0.84%
1109	1	51	1	0	10	62	72	86.11%	8 HIGHLAND	IN	0	23	47.83%	1.39%
1563	1	114	2	2	19	137	171	80.12%	5 MERRILLVILLE	IN	0	63	30.16%	2.34%
2151	1	91	0	0	0	91	81	112.35%	8 GARY	IN	0	11	36.36%	0.00%
2697	1	42	0	0	8	50	63	79.37%	9 MUNSTER	IN	0	20	30.00%	0.00%
2724	1	20	0	0	6	26	46	56.52%	10 WHITING	IN	0	28	28.57%	0.00%
5365	1	111	0	0	10	121	183	66.12%	5 HOBART	IN	0	71	19.72%	0.00%
6448	1	67	0	0	10	77	96	80.21%	7 DYER	IN	0	36	33.33%	0.00%
6841	1	170	0	0	10	180	205	87.80%	4 LOWELL	IN	0	39	25.64%	0.00%
7881	1	61	0	0	4	65	78	83.33%	8 HESSVILLE	IN	0	23	17.39%	0.00%
9323	1	69	0	0	4	73	88	82.95%	7 LAKE STATION	IN	0	18	22.22%	0.00%
9982	1	76	1	1	10	88	105	83.81%	7 GRIFFITH	IN	0	35	28.57%	1.90%
District Total	1212	6	3	135	1356	1772	76.52%	4			0			0.51%

# Indiana District 2 as of Monday, October 01, 2018

Post	Dist Life	New	Reinst	Cont	Total	Prior Year	Percent	Div City	State	N/R	LM	Prior Annual	Retention	N/R %
748	2	116	0	0	15	131	163	80.37%	5 KNOX	IN	0	54	29.63%	0.00%
988	2	160	2	0	20	182	219	83.11%	4 VALPARAISO	IN	0	70	31.43%	0.91%
1106	2	29	1	0	11	41	47	87.23%	10 REYNOLDS	IN	0	20	30.00%	2.13%
1121	2	45	0	0	4	49	52	94.23%	9 KEWANNA	IN	0	12	25.00%	0.00%
1126	2	142	3	0	7	152	163	93.25%	5 WARSAW	IN	2	29	37.93%	3.07%
1154	2	394	1	0	16	411	432	95.14%	2 LAFAYETTE	IN	0	73	24.66%	0.23%
1279	2	95	0	0	9	104	113	92.04%	6 RENSSELAER	IN	0	25	32.00%	0.00%
1343	2	110	0	0	23	133	174	76.44%	5 ROCHESTER	IN	0	67	37.31%	0.00%
1728	2	158	0	0	12	170	195	87.18%	4 WINAMAC	IN	0	34	38.24%	0.00%
2231	2	91	0	0	14	105	133	78.95%	6 MONTICELLO	IN	0	48	29.17%	0.00%
2511	2	92	1	0	12	105	134	78.36%	6 PORTER	IN	0	42	30.95%	0.75%
3790	2	336	0	0	28	364	412	88.35%	2 LOGANSPORT	IN	0	80	37.50%	0.00%
7760	2	48	0	0	18	66	95	69.47%	7 PORTAGE	IN	0	47	40.43%	0.00%
9383	2	66	0	1	8	75	112	66.96%	6 DELPHI	IN	0	53	24.53%	0.89%
District Total	1882	8	1	197	2088	2444	85.43%	3			2			0.45%

### Indiana District 3 as of Monday, October 01, 2018

Post	Dist	Life	New	Reinst	Cont	Total	Prior Year	Percent	Div	City	State	N/R	LM	Prior Annual	Retention	N/R %
	88	3	63	1	0	6	70	80	87.50%	8 ELKHART	IN	0	0	32	21.88%	1.25%
	360	3	628	4	0	31	663	709	93.51%	2 MISHAWAKA	IN	0	0	131	27.48%	0.56%
	985	3	231	0	0	30	261	309	84.47%	3 GOSHEN	IN	0	0	85	37.65%	0.00%
	1130	3	191	4	0	24	219	297	73.74%	3 LA PORTE	IN	0	0	111	27.03%	1.35%
	1162	3	92	0	0	14	106	133	79.70%	6 PLYMOUTH	IN	0	0	43	34.88%	0.00%
	1954	3	111	3	1	15	130	180	72.22%	5 NORTH LIBERTY	IN	0	0	62	24.19%	2.22%
	2536	3	151	1	1	26	179	219	81.74%	4 MICHIGAN CITY	IN	0	0	70	32.86%	0.91%
	6919	3	71	0	0	7	78	92	84.78%	7 CULVER	IN	0	0	24	29.17%	0.00%
	8748	3	16	0	0	6	22	36	61.11%	10 SOUTH BEND	IN	0	0	18	33.33%	0.00%
	8972	3	121	1	0	7	129	145	88.97%	5 BREMEN	IN	0	0	25	36.00%	0.69%
	9423	3	75	0	0	10	85	107	79.44%	7 ROLLING PRAIRIE	IN	0	0	30	30.00%	0.00%
	9820	3	63	0	0	11	74	92	80.43%	7 SOUTH BEND	IN	0	0	25	48.00%	0.00%
District Total			1813	14	2	187	2016	2399	84.03%	3		0	0			0.67%

### Indiana District 4 as of Monday, October 01, 2018

Post	Dist	Life	New	Reinst	Cont	Total	Prior Year	Percent	Div	City	State	N/R	LM	Prior Annual	Retention	N/R %
	857	4	176	1	0	17	194	237	81.86%	4 FORT WAYNE	IN	0	0	75	26.67%	0.42%
	1421	4	253	0	0	6	259	260	99.62%	3 FORT WAYNE	IN	0	0	17	35.29%	0.00%
	1892	4	72	0	0	13	85	108	78.70%	7 GARRETT	IN	0	0	38	34.21%	0.00%
	2457	4	117	4	0	21	142	206	68.93%	4 NEW HAVEN	IN	0	0	93	25.81%	1.94%
	2749	4	245	1	0	19	265	338	78.40%	3 KENDALLVILLE	IN	0	0	78	28.21%	0.30%
	3846	4	80	0	0	1	81	90	90.00%	7 CHURUBUSCO	IN	0	0	12	16.67%	0.00%
	4717	4	70	1	0	5	76	101	75.25%	7 WOLF LAKE	IN	0	0	28	28.57%	0.99%
	5582	4	140	0	0	9	149	164	90.85%	5 COLUMBIA CITY	IN	0	0	22	40.91%	0.00%
	6236	4	86	2	0	9	97	108	89.81%	7 DECATUR	IN	0	0	27	29.63%	1.85%
	6751	4	118	0	0	2	120	124	96.77%	6 GENEVA	IN	0	0	7	42.86%	0.00%
	7205	4	156	2	0	15	173	191	90.58%	4 ANGOLA	IN	0	0	46	34.78%	1.05%
	8147	4	54	0	0	2	56	55	101.82%	9 FORT WAYNE	IN	0	0	7	28.57%	0.00%
	10006	4	96	0	1	4	101	109	92.66%	7 FORT WAYNE	IN	0	0	16	25.00%	0.92%
	11314	4	18	0	0	7	25	32	78.13%	10 HUNTERTOWN	IN	0	0	14	42.86%	0.00%
District Total			1681	11	1	130	1823	2123	85.86%	4		0	0			0.57%

# Indiana District 5 as of Monday, October 01, 2018

Post	Dist	Life	New	Reinst	Cont	Total	Prior Year	Percent	Div	City	State	N/R	LM	Prior Annual	Retention	N/R %
60	5	49	0	0	16	65	67	97.01%	9	MARION	IN	0	0	18	88.89%	0.00%
266	5	274	0	0	13	287	317	90.54%	3	ANDERSON	IN	0	0	46	30.43%	0.00%
286	5	112	0	0	17	129	215	60.00%	4	WABASH	IN	0	0	93	20.43%	0.00%
1110	5	84	2	0	12	98	122	80.33%	6	FRANKFORT	IN	0	0	39	30.77%	1.64%
1152	5	519	2	0	51	572	748	76.47%	2	KOKOMO	IN	0	0	227	25.11%	0.27%
2067	5	204	1	0	25	230	311	73.95%	3	PERU	IN	0	0	103	25.24%	0.32%
2689	5	304	1	1	35	341	562	60.68%	2	HUNTINGTON	IN	0	0	266	17.29%	0.36%
5782	5	133	0	0	22	155	201	77.11%	4	ELWOOD	IN	0	0	78	25.64%	0.00%
7081	5	131	0	0	10	141	156	90.38%	5	DUNKIRK	IN	0	0	23	43.48%	0.00%
7403	5	133	0	0	9	142	162	87.65%	5	MARION	IN	0	0	33	21.21%	0.00%
District Total		1943	6	1	210	2160	2861	75.49%	3			0	0			0.24%

# Indiana District 6 as of Monday, October 01, 2018

Post	Dist	Life	New	Reinst	Cont	Total	Prior Year	Percent	Div	City	State	N/R	LM	Prior Annual	Retention	N/R %
910	6	112	1	1	9	123	164	75.00%	5	LEBANON	IN	1	1	56	21.43%	1.83%
972	6	972	0	0	30	1002	1070	93.64%	1	TERRE HAUTE	IN	0	0	153	22.88%	0.00%
1431	6	164	0	1	17	182	222	81.98%	4	CRAWFORDSVILLE	IN	0	0	51	39.22%	0.45%
1550	6	273	0	0	0	273	286	95.45%	3	GREENCASTLE	IN	0	0	15	6.67%	0.00%
1752	6	66	0	0	7	73	107	68.22%	7	ROCKVILLE	IN	0	0	41	19.51%	0.00%
2395	6	101	0	0	6	107	112	95.54%	6	COVINGTON	IN	0	0	22	27.27%	0.00%
3284	6	45	0	0	5	50	65	76.92%	9	ROACHDALE	IN	0	0	17	35.29%	0.00%
3318	6	258	0	0	1	259	336	77.08%	3	ATTICA	IN	0	0	83	6.02%	0.00%
6128	6	80	0	0	17	97	162	59.88%	5	BROWNSBURG	IN	0	0	83	22.89%	0.00%
6246	6	86	5	1	13	105	154	68.18%	5	NOBLESVILLE	IN	1	1	74	18.92%	4.55%
6574	6	143	0	0	6	149	162	91.98%	5	WEST TERRE HAUTE	IN	0	0	22	27.27%	0.00%
8756	6	28	0	0	5	33	41	80.49%	10	CICERO	IN	0	0	13	38.46%	0.00%
10003	6	165	3	0	37	205	281	72.95%	3	CARMEL	IN	0	0	119	38.66%	1.07%
District Total		2493	9	3	153	2658	3162	84.06%	3			2	2			0.44%



# Indiana District 7 as of Monday, October 01, 2018

Post	Dist	Life	New	Reinst	Cont	Total	Prior Year	Percent	Div	City	State	N/R	LM	Prior Annual	Retention	N/R %
604	7	158	0	0	15	173	222	77.93%	4	BLOOMINGTON	IN	2		57	35.09%	0.90%
1111	7	372	3	0	12	387	429	90.21%	2	MOORESVILLE	IN	1		67	23.88%	0.93%
1127	7	127	2	0	17	146	208	70.19%	4	BRAZIL	IN	0		87	22.99%	0.96%
1157	7	151	1	1	22	175	260	67.31%	3	VINCENNES	IN	1		114	26.32%	1.15%
1257	7	214	2	0	9	225	230	97.83%	4	MARTINSVILLE	IN	0		30	26.67%	0.87%
1405	7	107	1	0	9	117	137	85.40%	6	SPENCER	IN	0		31	29.03%	0.73%
2459	7	95	2	1	20	118	145	81.38%	5	SULLIVAN	IN	0		47	44.68%	2.07%
2714	7	189	1	1	22	213	291	73.20%	3	FORT BRANCH	IN	0		103	28.16%	0.69%
3321	7	73	0	0	10	83	131	63.36%	6	WASHINGTON	IN	0		59	23.73%	0.00%
5864	7	270	13	2	54	339	462	73.38%	2	GREENWOOD	IN	0		194	31.96%	3.25%
6606	7	74	0	0	12	86	96	89.58%	7	CLAY CITY	IN	0		29	34.48%	0.00%
6978	7	251	0	0	12	263	294	89.46%	3	NEW WHITELAND	IN	1		42	30.95%	0.34%
7117	7	104	0	0	9	113	133	84.96%	6	WORTHINGTON	IN	0		24	33.33%	0.00%
7118	7	62	1	0	11	74	97	76.29%	7	LINTON	IN	1		45	31.11%	2.06%
7850	7	40	1	2	4	47	58	81.03%	9	GOSPORT	IN	0		22	18.18%	5.17%
8589	7	35	0	0	9	44	60	73.33%	9	SHOALS	IN	0		25	36.00%	0.00%
9297	7	122	0	0	17	139	187	74.33%	4	CRANE	IN	0		57	29.82%	0.00%
9395	7	51	0	0	10	61	102	59.80%	7	LOOGOOTEE	IN	0		47	14.89%	0.00%
9627	7	78	3	0	6	87	111	78.38%	7	ODON	IN	1		44	22.73%	3.60%
12153	7	43	0	0	3	46	64	71.88%	9	FRANKLIN	IN	0		17	17.65%	0.00%
District Total		2616	30	7	283	2936	3717	78.98%	2			7				1.18%

# **Indiana District 8 as of Monday, October 01, 2018**

Post	Dist	Life	New	Reinst	Cont	Total	Prior Year	Percent	Div	City	State	N/R	LM	Prior Annual	Retention	N/R %
	673	8	321	0	0	34	355	401	88.53%	2 JASPER	IN	0	4	71	47.89%	0.00%
	1114	8	1283	9	10	228	1530	1965	77.86%	1 EVANSVILLE	IN	0	4	672	40.18%	1.17%
	1427	8	93	2	0	6	101	110	91.82%	7 CHARLESTOWN	IN	0	0	16	31.25%	1.82%
	1693	8	327	1	0	21	349	378	92.33%	2 NEW ALBANY	IN	0	0	58	34.48%	0.26%
	1832	8	203	0	0	8	211	220	95.91%	4 CLARKSVILLE	IN	0	0	22	31.82%	0.00%
	2366	8	105	0	0	23	128	187	68.45%	4 HUNTINGBURG	IN	0	0	82	31.71%	0.00%
	2939	8	121	0	0	14	135	172	78.49%	5 TELL CITY	IN	0	0	53	33.96%	0.00%
	2950	8	125	0	0	13	138	191	72.25%	4 CORYDON	IN	1	1	60	25.00%	0.52%
	2953	8	168	0	0	11	179	207	86.47%	4 EVANSVILLE	IN	0	0	42	28.57%	0.00%
	3281	8	405	1	1	23	430	482	89.21%	2 NEW ALBANY	IN	0	0	82	35.37%	0.41%
	3418	8	209	1	1	26	237	308	76.95%	3 BOONVILLE	IN	0	0	91	36.26%	0.65%
	3587	8	131	2	0	15	148	159	93.08%	5 PETERSBURG	IN	0	0	32	40.63%	1.26%
	6160	8	56	0	0	6	62	85	72.94%	8 ENGLISH	IN	0	0	30	30.00%	0.00%
	11365	8	41	0	0	6	47	58	81.03%	9 FERDINAND	IN	0	0	17	41.18%	0.00%
District Total			3588	16	12	434	4050	4923	82.26%	2		5				0.67%

# **Indiana District 9 as of Monday, October 01, 2018**

Post	Dist	Life	New	Reinst	Cont	Total	Prior Year	Percent	Div	City	State	N/R	LM	Prior Annual	Retention	N/R %
	1083	9	39	0	0	3	42	56	75.00%	9 CROTHERSVILLE	IN	0	0	16	18.75%	0.00%
	1686	9	70	5	0	16	91	101	90.10%	7 OOLITIC	IN	0	0	39	48.72%	4.95%
	1925	9	188	0	0	31	219	292	75.00%	3 SEYMOUR	IN	0	0	116	26.72%	0.00%
	1969	9	152	0	0	14	166	202	82.18%	4 MADISON	IN	0	0	43	39.53%	0.00%
	1987	9	130	1	1	9	141	185	76.22%	4 COLUMBUS	IN	0	0	52	19.23%	1.08%
	2014	9	94	1	1	20	116	147	78.91%	5 BROOKVILLE	IN	0	0	57	35.09%	1.36%
	2021	9	70	1	0	11	82	104	78.85%	7 NORTH VERNON	IN	0	0	42	30.95%	0.96%
	3183	9	114	0	0	16	130	165	78.79%	5 BATESVILLE	IN	0	0	50	32.00%	0.00%
	5312	9	127	0	0	6	133	151	88.08%	5 AURORA	IN	0	0	31	19.35%	0.00%
	5396	9	66	5	0	11	82	122	67.21%	6 VEVAY	IN	0	0	60	20.00%	4.10%
	6195	9	51	0	0	4	55	68	80.88%	8 NASHVILLE	IN	0	0	17	23.53%	0.00%
	6234	9	70	0	0	11	81	116	69.83%	6 MILAN	IN	0	0	46	30.43%	0.00%
	6582	9	138	0	0	8	146	162	90.12%	5 AUSTIN	IN	0	0	31	29.03%	0.00%
	6636	9	90	0	0	13	103	179	57.54%	5 SALEM	IN	0	0	95	16.84%	0.00%
	8302	9	55	0	0	9	64	82	78.05%	8 PAOLI	IN	0	0	31	29.03%	0.00%
	9107	9	69	0	0	13	82	119	68.91%	6 MITCHELL	IN	0	0	50	24.00%	0.00%
	9987	9	29	0	0	3	32	47	68.09%	10 NAPOLEON	IN	0	0	15	26.67%	0.00%
District Total			1552	13	2	198	1765	2298	76.80%	3		0				0.65%

# Indiana District 10 as of Monday, October 01, 2018

Post	Dist	Life	New	Reinst	Cont	Total	Prior Year	Percent	Div	City	State	N/R/LM	Prior Annual	Retention	N/R %
571	10	118	4	0	12	134	164	81.71%	5	CONNERSVILLE	IN	0	48	29.17%	2.44%
1108	10	281	5	0	18	304	401	75.81%	2	RICHMOND	IN	0	121	23.14%	1.25%
1282	10	164	2	0	6	172	211	81.52%	4	NEW CASTLE	IN	0	58	12.07%	0.95%
1472	10	56	0	0	7	63	74	85.14%	8	LIBERTY	IN	0	15	53.33%	0.00%
2693	10	119	5	0	29	153	229	66.81%	4	GREENFIELD	IN	0	116	30.17%	2.18%
2695	10	173	0	0	29	202	228	88.60%	4	SHELBYVILLE	IN	0	59	33.90%	0.00%
6904	10	110	0	0	6	116	154	75.32%	5	FORTVILLE	IN	0	51	15.69%	0.00%
7084	10	104	0	0	9	113	132	85.61%	6	UNION CITY	IN	0	27	29.63%	0.00%
District Total		1125	16	0	116	1257	1593	78.90%	4			0			1.00%

# Indiana District 11 as of Monday, October 01, 2018

Post	Dist	Life	New	Reinst	Cont	Total	Prior Year	Percent	Div	City	State	N/R/LM	Prior Annual	Retention	N/R %
98	11	69	0	0	9	78	114	68.42%	6	INDIANAPOLIS	IN	0	40	27.50%	0.00%
261	11	120	2	0	16	138	183	75.41%	5	LAWRENCE	IN	0	73	26.03%	1.09%
908	11	94	2	0	31	127	283	44.88%	3	INDIANAPOLIS	IN	0	191	16.75%	0.71%
1120	11	172	0	1	9	182	196	92.86%	4	INDIANAPOLIS	IN	0	48	25.00%	0.51%
1587	11	114	14	0	57	185	261	70.88%	3	INDIANAPOLIS	IN	1	166	40.96%	5.75%
2839	11	123	0	0	11	134	152	88.16%	5	INDIANAPOLIS	IN	0	40	30.00%	0.00%
2999	11	150	0	0	9	159	171	92.98%	5	INDIANAPOLIS	IN	0	42	26.19%	0.00%
5626	11	72	0	0	6	78	105	74.29%	7	BEECH GROVE	IN	0	33	18.18%	0.00%
7119	11	357	2	0	29	388	474	81.86%	2	INDIANAPOLIS	IN	0	123	20.33%	0.42%
District Total		1271	20	1	177	1469	1939	75.76%	4			1			1.13%

2018-19	AUDIT REP	SHTG DUE	QM BOND	POPPIES	ADM FEE	DEL FEE	18 ELECTION
	HAVE	OWED	HAVE	ORDERED	DUE	Due	REPT RECEIVED
DISTRICT 2	J		X				X
748	J	\$47.00					X
988	J		X				X
1106	J	\$19.00	X				X
1121	J		X	X			X
1126			X				X
1154	J		X				X
1279	J	\$8.00		X			X
1343			X	X			X
1728	J		X	X			X
2231	J		X				X
2511	J		X				X
3790	J		X				X
7760	J		X	X			X
9383	J		X	X			X

10/1/2018

2018-19	AUDIT REP	SHTG DUE	QM BOND	POPPIES	ADM FEE	DEL FEE	18 ELECTION
	HAVE	OWED	HAVE	ORDERED	DUE	Due	REPT RECEIVED
DISTRICT 1	J		X				X
717			X	X			X
802	J		X				X
1109	J	\$250.25		X			X
1563		\$52.00					X
2151	J		X				X
2697							X
2724		\$6.00	X				X
5365	J		X	X			X
6448			X	X			X
6841	J		X	X			X
7881	J		X	X			X
9323							X
9982	J		X	X			X

10/1/2018

2018-19	AUDIT REP	SHTG DUE	QMB BOND	POPIES	ADM FEE	DEL FEE	18 ELECTION
	HAVE	OWED	HAVE	ORDERED	DUE	Due	REPT RECEIVED
DISTRICT 3	J		X				X
88	J	\$2.00	X				X
360	J		X				X
985	J			X			X
1130	J						X
1162	J	\$12.00	X	X			X
1954	J		X	X			X
2536	J			X			X
6919	J						X
8972	J	\$12.00	X				X
9423	J						
9820	J		X	X			X

10/1/2018

2018-19	AUDIT REP	SHTG DUE	QM BOND	POPPIES	ADM FEE	DEL FEE	18 ELECTION
	HAVE	OWED	HAVE	ORDERED	DUE	Due	REPT RECEIVED
DISTRICT 4							X
857	J	\$47.00	X				X
1421	J	\$47.00		X			
1892			X	X			X
2457							X
2749	J			X			X
3846	J						X
4717		\$10.00	X				X
5582	J		X	X			X
6236	J		X	X			X
6751	J		X				X
7205	J						X
10006		\$11.00					X
11314	J		X				X

10/1/2018

2018-19	AUDIT REP	SHTG DUE	QM BOND	POPPIES	ADM FEE	DEL FEE	18 ELECTION
	HAVE	OWED	HAVE	ORDERED	DUE	Due	REPT RECEIVED
DISTRICT 5							X
60	J		X				X
266	J		X				X
286	J		X	X			X
1110	J		X				X
1152	J		X	X			X
2067	J		X				X
2689							X
5782	J		X	X			X
7081	J	\$16.50	X	X			X
7403	J		X				X

10/1/2018



2018-19	AUDIT REP	SHTG DUE	QM BOND	POPPIES	ADM FEE	DEL FEE	18ELECTION
	HAVE	OWED	HAVE	ORDERED	DUE	Due	REPT RECEIVED
DISTRICT 6							
910							X
972							X
1431	J		X	X			X
1550		\$37.90	X				X
1752			X	X			X
2395			X				X
3284	J		X				X
3318							X
6128	J		X				X
6246	J		X				X
6574							X
6653							X
8756	J			X			X
10003	J			X			X

10/1/2018

2018-19	AUDIT REP	SHTG DUE	QM BOND	POPPIES	ADM FEE	DEL FEE	18 ELECTION
	HAVE	OWED	HAVE	ORDERED	DUE	Due	REPT RECEIVED
DISTRICT 7	J						X
604							X
1111	J						X
1127			X	X			X
1157	J		X	X			X
1257				X			X
1405	J						X
2459	J	\$3.00	X	X			X
2714	J		X	X			X
3321		\$16.00					X
5864	J		X				X
6606	J						X
6978	J		X	X			X
7117	J		X				X
7118							X
7850	J		X	X			X
8589	J		X	X			X
9297			X				X
9395	J						X
9627	J		X	X			X
12153							X

10/1/2018

2018-19	AUDIT REP	SHTG DUE	QM BOND	POPPIES	ADM FEE	DEL FEE	18 ELECTION
	HAVE	OWED	HAVE	ORDERED	DUE	Due	REPT RECEIVED
DISTRICT 8	J		X				X
673	J		X				X
1114	J			X			X
1427	J		X	X			X
1693			X	X			X
1832	J		X	X			X
2366	J	\$30.00	X				X
2939	J		X	X			X
2950	J		X				X
2953		\$55.00					X
3281	J		X				X
3418	J		X				X
3587	J						X
6160	J		X				X
11365	J		X				X

10/1/2018

2018-2019	AUDIT REP	SHTG DUE	QM BOND	POPPIES	ADM FEE	DEL FEE	18 ELECTION
	HAVE	OWED	HAVE	ORDERED	DUE	Due	REPT RECEIVED
DISTRICT 9							X
1083							X
1686			X				X
1925	J	\$32.00					X
1969							X
1987	J		X				X
2014	J		X				X
2021			X				X
3183	J		X	X			X
5312			X				X
5396	J		X	X			X
6195	J		X	X			X
6234	J			X			X
6582							X
6636	J		X	X			X
8302	J		X				X
9107	J	\$5.00					X
9987			X				X

10/1/2018

2018-19	AUDIT REP	SHTG DUE	QM BOND	POPPIES	ADM FEE	DEL FEE	18 ELECTION
	HAVE	OWED	HAVE	ORDERED	DUE	Due	REPT RECEIVED
DISTRICT 10	J		X				X
571	J		X	X			X
1108	J		X	X			X
1282	J			X			X
1472	J			X			X
2693	J			X			X
2695	J		X	X			X
6904	J		X	X			X
7084	J		X	X			X

10/1/2018

2018-19	AUDIT REP	SHTG DUE	Q/M BOND	POPPIES	ADM FEE	DEL FEE	18 ELECTION
	HAVE	OWED	HAVE	ORDERED	DUE	Due	REPT RECEIVED
DISTRICT 11	J		X				X
98	J		X	X			X
261	J		X	X			X
908	J		X				X
1120	J		X				X
1587	J		X	X			X
2839	J		X	X			X
2999	J		X	X			X
5626	J		X	X			X
7119	J		X				X

10/1/2018