

## VETERANS OF FOREIGN WARS OF THE UNITED STATES

P.O. BOX 361370  
INDIANAPOLIS, INDIANA 46236

DEPARTMENT OF INDIANA  
TELEPHONE (317) 377-1795  
FAX (317) 377-1797

9555 E. 59th STREET  
INDIANAPOLIS, INDIANA 46216



GENERAL ORDERS #2

1 August 2019  
2019-20 Series

TO BE READ AT MEETINGS AND POSTED:

1. **Responsible Officer and Gaming Bonds** paperwork is included in the July 2019 General Orders and online at [www.vfw.in.org](http://www.vfw.in.org). All bonds expire 31 Aug. 2019 and need to be updated through the State Headquarters before that date. All Posts not in compliance on 01 Sep. 2019 will be placed on suspension. Please see the July 2019 General Orders.
2. State Golf Outing 10-11 August 2019.
3. State HQ will be closed on 02 September 2019 to observe Labor Day.
4. National POW/MIA day is 20 September 2019.
5. Indiana Day at the VFW National Home for Children in Eaton Rapids, Michigan is Sunday, September 29, 2019.
6. State Campout is scheduled for 3-6 October 2019. Information is attached to these orders.
7. VFW Day at the Indiana Veterans Home in West Lafayette is Sunday 13 October 2019.
8. The BIG 10 Conference is 18-20 October 2019 in Omaha, NE.
9. The Fall Conference is 25-27 October 2019 at the Indianapolis Marriott Center East.
10. Deadline for Combat Veteran will likely be in early to mid-October, plan accordingly.
11. Community Activities report will be updated quarterly on the state website at [www.vfw.org](http://www.vfw.org).
12. Several important documents are attached to these orders. Please review all.

BY ORDER OF:

MIKE SIMS  
STATE COMMANDER

OFFICIAL  
A handwritten signature in black ink, appearing to read "Troy King".  
TROY "DOC" KING  
STATE ADJUTANT & QUARTERMASTER

**1. Jr. Past Dept. Commander Comments:**

Greetings Comrades,

I just wanted to take a quick moment and say thank you for an amazing year. It was truly an honor to serve as your State Commander. Outstanding job by so many Posts and Districts with our core programs! Yet again, Indiana represented very well with our VOD student finishing 4th nationally. Congratulations to our 100% Posts and Districts and our All American Posts and Districts!

Congratulations to all of you...because of your hard work and dedication to membership, YOU Made It Happen! You helped end a 29yr streak and make VFW National 100% and a 17yr streak that made Indiana 100% and All American!

Thank you again,

Eric

2. **School of Instruction** registration forms are attached to these General Orders.
3. **Mike Sims 2019-2020 State Shirt** order form is attached to these General Orders. Orders must have been received by 30 June 2019 to be delivered at the School of Instruction. No orders will be taken after 30 Aug. 2019.
4. **Buddy Poppy Order Sheet** is attached.
5. **State Commander Raffle** – ½ beef + whole hog + freezer, \$10 per ticket with only 1500 tickets being sold. Please see attachment.
6. **Quilts of Valor:** Please note that the State Commanders/Presidents Special Project this year is **Quilts of Valor**. For more information please see attachment.
7. **Candidate for State Surgeon 2020-21:** Please see attachment.
8. **Post 6841 Lowell Bike Ride:** 03 August 2019. Please see attachment.
9. **Post 1969 Madison Bike Ride:** 03 August 2019. Please see attachment.
10. **State Memorial Golf Tournament** – 10-11 August 2019 (See Attached Forms)
11. **Huntington Car Show:** 10 August 2019. Please see attachment.
12. **7<sup>th</sup> District Campout 2019** will be 23-24 Aug. 2019 at Lake Melissa, 9985 W. Lake Melissa Dr., Quincy, IN 47456. Please see attachment.

13. **Post 7118 Linton Golf Outing:** 24 August 2019. Please see attachment.
14. **Post 1127 Brazil Bike Ride:** 24 August 2019. Please see attachment.
15. **The Wall That Heals** – South Bend, 19-22 September 2019. Please see attachment.
16. **7<sup>th</sup> and 11<sup>th</sup> Districts bus trip to our National Home for Children** in Eaton Rapids, Michigan is scheduled for Sept. 28-29 2019. More information will be forwarded to the District/Post Commanders as it become available.

-7<sup>th</sup> District POC: Keiston Holloway @ 1-812-887-6130 or  
[keistonholloway1963@yahoo.com](mailto:keistonholloway1963@yahoo.com)

-11<sup>th</sup> District POC: John Hicks @ 1-317-551-9421 or Diane Pettit @ 1-317-440-9872

17. **VFW State Camp-out** will be 3-6 Oct. 2019 at Pioneer Engineers Club, 3707 S. 200 W., Rushville, IN 46173. Please see attachment.
18. Aug 4<sup>th</sup> U.S. Coast Guard Established (1790)
19. Aug 7<sup>th</sup> Purple Heart Medal Established (1782)
20. Aug 7<sup>th</sup> Vietnam War began (1964)
21. Aug 14<sup>th</sup> Japan Surrendered ending WWII (1945)

## VETERANS OF FOREIGN WARS OF THE UNITED STATES

P.O. BOX 361370  
INDIANAPOLIS, INDIANA 46236

DEPARTMENT OF INDIANA  
TELEPHONE (317) 377-1795  
FAX (317) 377-1797

9555 E. 59th STREET  
INDIANAPOLIS, INDIANA 46216



My Fellow Comrades,

August 2019

It's been a great, but tremendously busy, summer so far as your State Commander! I have attended 2 district meetings for the 2nd and 3rd districts. I have just returned home from attending the 120<sup>th</sup> VFW National Convention in Orlando, FL. I thoroughly enjoyed the experience; and as your State Commander, I loved representing this great state of Indiana at this convention.

As stated in last month's general orders letter, please remember to continue to work on your memberships, VOD, PP, and Teacher of the Year.

Reminder! If you do not have a copy of your articles of corporation papers with the National, please start searching for them at this time. This paperwork is important to the post and district inspections. You will also need to look for you 990 Forms and Bond.

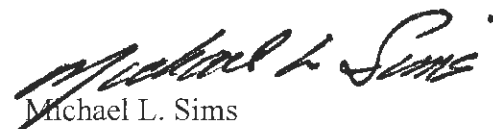
Please remember that the VFW State Golf Tournament is being held in Kokomo, IN. on the 10-11th of August.

Also, on the 16th of August, there will be a CFA meeting at 7:00pm at Marriott East in Indianapolis. The School of Instruction is August 17th. Please refer to last month's general orders on who should attend these meetings. I have stated in the past that Auxiliary members are allowed to attend the School of Instructions.

As stated in last month's general orders, the State and National By-Laws will be enforced. If you have any issues doing a quarterly report (Post or District), feel free to contact myself or the state headquarters and we will be glad to help you.

Please remember that no Post or District function is to be scheduled when there is a National function going on.

God Bless our troops here and abroad, pray for their safety, and God Bless the United States of America!

  
Michael L. Sims  
State Commander

**VETERANS OF FOREIGN WARS OF THE UNITED STATES**

P.O. BOX 361370  
INDIANAPOLIS, INDIANA 46236

DEPARTMENT OF INDIANA  
TELEPHONE (317) 377-1795  
FAX (317) 377-1797

9555 E. 58th STREET  
INDIANAPOLIS, INDIANA 46216



**2019 SCHOOL OF INSTRUCTION**

**August 16<sup>th</sup> & 17<sup>th</sup>**

**INDIANAPOLIS MARRIOTT EAST**

**\$27.00 PER PERSON**

**Registration must be returned to State Headquarters by Friday, August 2<sup>nd</sup>.**

**Lunch Buffet: Saturday, Aug. 17<sup>th</sup>**

**Salad, Pasta Salad, Fruit Salad, Burgers, BBQ Chicken Breast,  
(Burger & BBQ Toppings provided), Loaded Potato Skins,  
Baked Beans, & Cupcakes.**

---

**The cost of the School is \$27.00 per person, this is with or without lunch.  
Those not wishing to have the lunch will still be charged \$27.00 for the school.  
Aux Members wishing to have lunch will be charged \$27.00.**

**POST NO. \_\_\_\_\_**

**NUMBER ATTENDING SCHOOL \_\_\_\_\_**

**NUMBER ATTENDING LUNCH \_\_\_\_\_**

**Total Cost \$27.00 per Person Attending \$ \_\_\_\_\_**

**Please Return Bottom Portion w/Payment to: VFW Department of Indiana, P.O. Box 361370,  
Indianapolis, IN 46236. Fax/email registration form with credit information to 317-377-1797 or  
mackenzievfw@outlook.com**

**There will be a \$1.00 surcharge for all Credit Card Transactions**

**Total Charge \$ \_\_\_\_\_**

**Credit Card Number: \_\_\_\_\_**

**Expiration Date: \_\_\_\_/\_\_\_\_ Security Code \_\_\_\_\_**

**Billing Zip Code: \_\_\_\_\_**

**Name on Card: \_\_\_\_\_**

**Phone: \_\_\_\_\_**



## VFW STATE COMMANDER – Mike Sims

2019-2020 STATE SHIRT

Orders must be received by March 29<sup>th</sup> to be delivered at State Convention  
NO ORDERS WILL BE ACCEPTED AFTER AUGUST 30<sup>th</sup>

Name: \_\_\_\_\_ Phone: \_\_\_\_\_ Post: \_\_\_\_\_

Address: \_\_\_\_\_

All shirts and sweatshirts will have Mike's Logo

**Men's Shirts (Pocket Optional, add \$6.00 to cost of shirt) – Made in America**

Small to XL - \$37.00    2XL - \$39.00    3XL - \$41.00    4XL - \$42.00

**Ladies Shirts (Pocket not Available)**

Small to XL - \$37.00    2XL - \$39.00    3XL - \$41.00    4XL - \$42.00

Men/Ladies	Pocket (\$6.00)	Size	Quantity	Total \$

**Sweatshirt – Men's Sizes Only - Not made in USA**

Sweatshirts: Small to XL - \$22.00    2XL - \$25.00    3XL to 4XL - \$26.00

Size	Quantity	Total \$



Name and VFW Office Embroidered on right chest

Name \_\_\_\_\_

Title \_\_\_\_\_

Post/AUX OR Branch of Service \_\_\_\_\_

Branch of Service will NOT be on sleeve.

Please make check payable to VFW Department of Indiana  
There will be a \$1.00 Transaction fee for Credit Card Purchases

Sub-Total \$ \_\_\_\_\_

Shipping Fee \$8.00 (up to 2 shirts)

Shipping \$ \_\_\_\_\_

Total \$ \_\_\_\_\_

Credit Card: Visa \_\_\_\_\_ Master Card \_\_\_\_\_

Credit Card Number: \_\_\_\_\_

Expiration Date: \_\_\_\_/\_\_\_\_ Security Code \_\_\_\_\_

Authorized Signature: \_\_\_\_\_

Mail Orders to:

VFW Dept. of Indiana

P.O. Box 361370

Indpls., IN 46236

Fax Orders to:

(317)377-1797

E-Mail Orders:

mackenzlevfw@outlook.com

Phone: \_\_\_\_\_

Billing Address: \_\_\_\_\_



## VFW Department of Indiana

### Buddy Poppy Order Form



It can take 6 to 8 weeks to receive Poppies. Plan Ahead!  
Payable by check or credit card!

Date \_\_\_\_\_ Post \_\_\_\_\_ District \_\_\_\_\_

SHIP TO: (NAME): \_\_\_\_\_

ADDRESS: \_\_\_\_\_

(Poppies can NOT be shipped to a P.O. Box)

#### AMOUNT

#### TOTAL

\_\_\_\_\_ Poppies at \$70.00 per 500, \$ \_\_\_\_\_

\_\_\_\_\_ Poppies at \$140.00 per 1000, \$ \_\_\_\_\_

**Total** \_\_\_\_\_

We remit with this order \$\_\_\_\_\_, for full payment of Buddy Poppies, which must be paid at the time of order. There will be no donations for poppies.

\_\_\_\_\_  
Signed by Post CMDR. or Q.M.

SEND ALL ORDERS AND PAYMENTS TO: VFW DEPARTMENT OF INDIANA, P.O. BOX 361370, INDIANAPOLIS, IN 46236

Orders being processed by card can be faxed or emailed to: 317-377-1797 / mackenziefw@outlook.com

**THERE WILL BE A \$1.00 PROCESSING FEE TO ALL CREDIT CARD CHARGES**

Visa/MasterCard/Discover

Name on Card: \_\_\_\_\_ Phone Number: \_\_\_\_\_

Billing Address: \_\_\_\_\_

Sub Total: \$ \_\_\_\_\_ Card Number: \_\_\_\_\_ - \_\_\_\_\_ - \_\_\_\_\_

Expiration Date: \_\_\_\_/\_\_\_\_ Security Code: \_\_\_\_\_ Signature: \_\_\_\_\_



**Incoming State Commander**

# ***Big Meat Ticket***



**1/2 BEEF  
+ Whole Hog  
& Chest Freezer**

# ***You Can Win Big!***

**\$10<sup>00</sup>  
each**

Drawing  
**October 26, 2019**

**ONLY 1500 tickets sold**

*\*Processed to your Specifications\**

*Need NOT Be Present to Win BIG*

**Contact State Headquarters**

**To Purchase Tickets: 317-377-1795**







## Why Quilts of Valor?

Blue Star mom Catherine Roberts began Quilts of Valor® Foundation (QOVF) in 2003 from her sewing room in Seaford, Delaware. Her son Nathanael's year-long deployment to Iraq provided the initial inspiration, and her desire to see that returning troops were welcomed home with love and gratitude provided the rest.

Catherine hit upon the idea that linking quilt top makers with machine quilters in a national effort could achieve her goal of awarding healing quilts to returning service men and women touched by war. These awarded quilts, called Quilts of Valor® (QOVs), serve as tangible reminders of appreciation and gratitude to service members.

Over time, the mission of QOVF has expanded to include military service members and veterans touched by war regardless of the conflict—declared war or otherwise—in which they served. QOVs are lifetime awards, stitched with love, prayers, and healing thoughts.


QOVF, now an ongoing national service effort, in many cases connects civilians with service members and veterans, but also at times veterans with other veterans. Quilts of Valor are tokens of appreciation that unequivocally say, "Thank you for your service, sacrifice, and valor."

**National Service can be as complicated as giving your life for your country, or as simple as making a Quilt of Valor.**

[www.QOVF.org](http://www.QOVF.org)



FRONT PAGE: QOV Recipients, Dover Air Force Base, DE. FROM TOP, LEFT TO RIGHT: QOV Recipient, CA; QOV Recipient, Landstuhl Regional Medical Center, Germany; Army National Guard QOV Recipient, VT; QOV Recipients, Walter Reed Army Medical Center, MD; Moving Wall Ceremony, Bellingham, WA; Children making QOVs, CA; QOV Recipient reading his QOV Journal, DE; QOV Recipient with son, TX; QOV Recipients, Dover Air Force Base, DE; QOV Recipient, TX; USMC QOV Recipients, Camp Lejeune, NC; QOV Recipient, AL.



**"Get off your duff and get started!"** —Al Lind



LEFT: Al & Helen Lind with one of his QOVs. RIGHT: Al Lind at his beloved machine.

### Al Lind's Legacy

Al Lind was held as a POW for two years during WWII, and became dedicated to making Quilts of Valor in February 2007. By the time of his death, September 10, 2010, he had pieced over 450 Quilts of Valor to be awarded to warriors who, like him, had experienced the wounds of war. You can see Al in his own YouTube video found on our website [www.QOVF.org](http://www.QOVF.org).

# Quilting to Honor & Comfort

As of June 1, 2017, Quilts of Valor® Foundation has recorded the awarding of 161,400 Quilts of Valor.



Asking for your support

# SHEILA CORORAN

for

## SURGEON

Department of Indiana 2020 - 2021

---

Dwight D. Eisenhower Award Recipient 2018-2019

Commanders Award 2017-2018

Gold Legacy Member Post 1587 Indianapolis

National Children's Home Life Member

Eligibility: IRAQ Campaign Medal - US Army

- ◆ All American District Commander
- ◆ All American Post Commander (2)
- ◆ All State Quartermaster




Sheila established the Veteran Suicide Awareness Walk which has generated over \$42,500 in three years. In 2019, Sheila single handedly raised over \$6,000 by challenging others to sponsor shaving her head.



# AVMRA

## CHAPTER 5 CHARITY RIDE



Event Sponsoring Lowell VFW Post 6841

CASH BAR



50/50  
RAFFLE

LIVE  
MUSIC

When: Saturday August 3<sup>rd</sup>  
Where: Lowell VFW 6841  
17401 Morse St.

Registration: 1pm  
Kickstands up: 2pm

GREAT  
FOOD

Solo Rider: \$10	Couples: \$15
Non-riders: \$10	Ages 5-12: \$5
4 and under free!	

Food and flag retirement to follow the ride



# FISHER HOUSE BENEFIT AUGUST 3RD, 2019 RIDE



**VFW** 

VETERANS OF FOREIGN WARS

POST 1969

VFW RIDERS - AUXILIARY

3100 N. Michigan Rd. - Madison, Indiana 47250 812-273-3001

**KICK STANDS UP & ROLLING @ NOON**

Pre-Registration forms available @ POST

Pre-Registration: \$15 Single, \$20 double

Day of Registration: \$20 Single, \$25 Double

**LIVE MUSIC FROM DIRTY LAUNDRY, 50/50,  
GIVE-A-WAYS, LIVE AUCTION, & GREAT FOOD**

**ALL PROCEEDS DONATED TO FISHER HOUSE**

THE 2019 JIM THIEL  
VETERANS of FOREIGN WARS  
STATE MEMORIAL GOLF TOURNAMENT  
*HOSTED BY KOKOMO VFW Post 1152*

AUGUST 10 & 11, 2019

AMERICAN LEGION Post 6 GOLF COURSE

*PRACTICE ROUND FRIDAY AUG. 9. \$20.00 INCLUDES CART*

*\$70.00 PER PERSON or \$280.00 PER TEAM*

*PRIZES, RAFFLES, FOOD & ENTERTAINMENT*

HOTEL INFO; BAYMONT by Wyndham KOKOMO 765-459-8001

2 Double Beds \$70.00 plus tax *NOTE PRICE*

*EXPIRE JULY 5, 2019*

Free Continental Breakfast, Indoor Heated Pool, Fitness Room and Free Wi-Fi

TEAM;

AFFILIATED POST # \_\_\_\_\_

\_\_\_\_\_  
<Contact Person & Ph. #> \_\_\_\_\_

\_\_\_\_\_  
\$50 HOLE SPONSORSHIP; \_\_\_\_\_

\_\_\_\_\_  
*We will be sending out a packet with more information to your affiliated Post*

Please make checks payable to VFW Post 1152 and mail to

VFW Post 1152, 920 N Washington St. Kokomo, IN. 46901


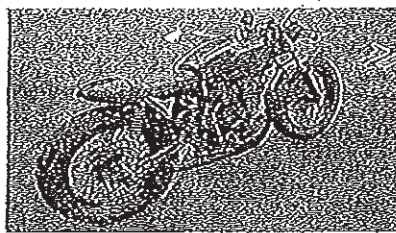

Attention John Meeks

TOURNAMENT LIMITED TO 144 PLAYERS

THANK YOU!

*Looking forward to meeting you and having a Great Weekend*





# OPEN CLASS CAR, BIKE AND TRUCK SHOW

## SATURDAY, AUGUST 10, 2019

REGISTRATION 9:00 am - Noon ENTRY FEE \$10 or \$8 if Pre-Registered by July 27th AWARDS 2:00 pm

HIERS PARK, 547 S BRIANT ST., HUNTINGTON, IN 46750

GOODIE BAGS, DOOR PRIZES, FOOD,  
DJ, BEER, T-SHIRTS FOR SALE  
DASH PLAQUES TO FIRST 100 ENTRIES  
5 TROPHIES FOR CARS 2000 AND NEWER  
30 TROPHIES FOR CARS PRIOR TO 2000  
5 TROPHIES FOR MOTORCYCLES

GUN RAFFLE, PULL TABS,  
50/50 DRAWING  
AWARDS FOR:  
BEST OF SHOW  
CMDR'S CHOICE  
MAYOR'S CHOICE

PROCEEDS TO BE DONATED TO THE HUNTINGTON  
COUNTY VETERANS' COUNCIL AND HONOR FLIGHT

SEND PRE-REGISTRATION TO : JIM KNELLER, 441 ZAHN, HUNTINGTON, IN 46750.  
MAKE CHECK PAYABLE TO HGTN. CO. VETS. COUNCIL. WRITE CAR SHOW IN MEMO  
SPACE. FOR MORE INFO CALL:

STEVE SCHNITZ 260/444-8662 OR RICK STELL 260/530-1622.

NAME \_\_\_\_\_

ADDRESS \_\_\_\_\_

VEHICLE MAKE/MODEL \_\_\_\_\_ YEAR \_\_\_\_\_

SIGNATURE \_\_\_\_\_

NOT RESPONSIBLE FOR DAMAGES, INJURIES OR LOSS OF PERSONAL PROPERTY



~~\$50 / Person = GOLF-STEAK-DOOR PRIZES~~

# **Linton VFW POST 7118**

## **4th Annual Golf Scramble**



**Aug 24th Shotgun start at 9am**  
**At the Phil Harris Golf Course**  
**Benefits Community Veterans Relief Fund**

**Contact Tammy James**  
**Or the Post at 812-847-9016 for details!**




**NO ONE DOES MORE FOR VETERANS.**

**Brazil VFW  
303 Dept St.  
812-448-8554**

- \* Breakfast 9am
- \* Registration 10am
- \* \$20 Ride Fee
- \* \$10 extra rider
- \* Bring a toy and get \$5 off
- \* \$20 Remembrance T Shirt
- \* Kickstands up at Noon

**LIVE MUSIC  
AUCTION  
PRIZES**

**SAT 24TH AUGUST  
HEROES AND HOLIDAYS**



**RIDE**



St. John VFW Memorial Post 717

**Golf Outing Honoring  
WWII Vets and Korean Vet's**

**Saturday September 21, 2019**



**\$75.00 per Golfer**

**Sign Foursome \$300.00**

**Money due at sign**

***South Shore Country Club***

***14400 Lake Shore Drive***

***Cedar Lake, Indiana***

---

***Registration – 8:00***

---

***Shot Gun Start 9:00***

---

***Steak Dinner at VFW St. John***

---

**Price includes greenfees Cart, beer and hot  
dog on course**

**Steak dinner plus 18 holes return visit.**

**Steaks from Welch's Stop & Shop**

**Dinner only Ticket \$25.00**

**Sign up and Tickets at**

**St John VFW Post 717 219-365-8224**

**open Tues – Friday 2:00 PM Saturday 12:00 noon**





**DECEMBER 20, 2018  
FOR IMMEDIATE RELEASE**

**For more information:**  
**KATHLEEN MATUSZAK**  
574-288-4685  
kathleen@sjfh.net

***THE WALL THAT HEALS IS COMING TO SOUTH BEND, INDIANA  
ON SEPTEMBER 19-22, 2019***

*Vietnam Veterans Memorial Replica Wall and Mobile Education Center  
spreads healing legacy of The Wall and educates about the impact of the Vietnam War*

SOUTH BEND, INDIANA – *The Wall That Heals*, a three-quarter scale replica of the Vietnam Veterans Memorial along with a mobile Education Center, is coming to ST. JOSEPH FUNERAL HOME & CEMETERY SOUTH BEND, INDIANA on SEPTEMBER 19-22, 2019 at ST. JOSEPH FUNERAL HOME & CEMETERY and will be open 24 hours a day and free to the public. *The Wall That Heals* honors the more than three million Americans who served in the U.S. Armed forces in the Vietnam War and it bears the names of the more than 58,000 men and women who made the ultimate sacrifice in Vietnam.

The Vietnam Veterans Memorial is one of the most visited memorials in our nation's capital, with more than 5.3 million visitors each year. However, many Americans have not been able to visit what has become known to many as "The Wall." The Vietnam Veterans Memorial Fund (VVMF), the organization that built The Wall in 1982, wants to give all veterans and their family members across America an opportunity to see the Memorial.

"VVMF is pleased to bring *The Wall That Heals* mobile exhibit to SOUTH BEND, INDIANA to allow local veterans and their family members a chance to visit The Wall and honor and remember those who have served and sacrificed," said Jim Knotts, president and CEO of VVMF. "We hope it provides an opportunity for healing and an educational experience for the whole community on the impact of the Vietnam War on America."

Nearly 400,000 people visited an all-new *The Wall That Heals* exhibit in 2018. Since its debut in 1996, the exhibit has been on display in more than 500 U.S. communities in addition to an April 1999 tour of the Four Provinces of Ireland and a visit to Canada in 2005. Hosting *The Wall That Heals* provides a community with a multi-day experience that includes an educational experience for local schools and organizations on the history of the Vietnam era and The Wall.

VVMF coordinates local stops of *The Wall That Heals* and the accompanying mobile Education Center. The current schedule and more information can be found at: [www.thewallthatheals.org](http://www.thewallthatheals.org). The 2019 national *The Wall That Heals* tour is hauled through a

partnership with the Truckload Carriers Association (TCA) and the trucking industry and generously sponsored by USAA. Local sponsor is ST. JOSEPH FUNERAL HOME & CEMETERY

### **About The Wall replica**

The three-quarter scale Wall replica is 375 feet in length and stands 7.5 feet high at its tallest point. With the replica at this size, visitors are able to experience The Wall rising above them as they walk towards the apex, a key feature of the design of The Wall in D.C.

Like the original Memorial, *The Wall That Heals* is erected in a chevron-shape and visitors are able to do name rubbings of individual service member's names on The Wall. The names are listed in order of date of casualty and alphabetically on each day. Beginning at the center/apex, the names start on the East Wall (right-hand side) working their way out to the end of that wing, picking up again at the far end of the West Wall (left-hand side) and working their way back in to the center/apex. The first and last casualties are side by side at the apex of the Memorial.

The replica is constructed of Avonite, a synthetic granite, and its 144 individual panels are supported by an aluminum frame. Modern LED lighting from the top of The Wall provides readability of The Wall at night.

### **About the mobile Education Center**

*The Wall That Heals* is transported from community to community in a 53-foot trailer. When parked, the trailer opens with exhibits built into its sides, allowing it to serve as a mobile Education Center telling the story of the Vietnam War, The Wall and the divisive era in American history.

The mobile Education Center displays includes: digital photo displays of "Hometown Heroes" - service members whose names are on The Wall that list their home of record within the area of a visit; digital photo displays of Vietnam veterans from the local area honored through VVMF's *In Memory* program which honors veterans who returned home from Vietnam and later died as a result of their service; video displays that teach about the history and impact of The Wall and of the collection of items representative of those left at The Wall in D.C.; educational exhibits told through items in the collection; a map of Vietnam and a chronological overview of the Vietnam War. The exhibits tell the story of the Vietnam War, The Wall and the era surrounding the conflict, and are designed to put American experiences in Vietnam in a historical and cultural context.

### **About VVMF**

The Vietnam Veterans Memorial Fund (VVMF) is the nonprofit organization that built the Vietnam Veterans Memorial (The Wall) in Washington, D.C. in 1982. VVMF continues to lead the way in paying tribute to our nation's Vietnam veterans and their families. VVMF's mission is to honor and preserve the legacy of service in America and educate all generations about the impact of the Vietnam War and era through programs, ceremonies and education materials. To learn more about VVMF, visit [www.vvmf.org](http://www.vvmf.org) or call 202-393-0090.

# INDIANA VFW STATE CAMPOUT

## October 3-6, 2019

*Pioneer Engineers Club  
3707 S 200 W  
Rushville, IN 46173*

This State Campout is for all VFW and Auxiliary members and families in Indiana. We would like to celebrate with a large crowd. If you have never attended, you have missed a good time, so plan to attend this year. Camp sites are 30 AMP and campground has a dumping station and water on site. Even if you don't camp you are welcome to come and spend the day. A large clubhouse with A/C is the meeting space for eating our meals, bingo, cards and other fun things.

Registration Fee: \$10 person (16 years and older) to receive a bracelet (No bracelet, no eat or drink)

Camping Sites are FREE

### Menu

Thursday - Ham and Beans

Friday – Beef Stew

Saturday – Pitch-in Dinner (Fried Chicken) Bring a side dish)

Camp meeting will follow dinner on Saturday. If you have trinkets or white elephants around, wrap and bring as prizes for drawing after meeting Saturday.

State Campout Secretary/Treasurer  
Jennifer Morris  
812-236-4403  
[jenmorrislavfw@yahoo.com](mailto:jenmorrislavfw@yahoo.com)

State Campout Chairperson  
Don King  
812-852-0053



# VFW STATE CAMPOUT

## Schedule of Events (Tentative)

### Thursday (10/3/2019)

Registration	10:00 AM - ??
Euchre Tournament	1:00 PM
Ham and Beans	5:00 PM
Corn Hole Tournament	7:00 PM

### Friday (10/4/2019)

Registration	10:00 AM - ??
Pitch-in Breakfast	8:00 AM
Euchre Tournament	1:00 PM
Beef Stew	5:00 PM
Corn Hole Tournament	7:00 PM
Karaoke	8:00 PM - ??

### Saturday (10/5/2019)

Registration	10:00 AM - ??
Pitch-in Breakfast	8:00 AM
Corn Hole Tournament	10:00 AM
Euchre Tournament	1:00 PM
Pitch-in Dinner (Fried Chicken)	6:00 PM
Camp meeting after Dinner/White Elephant Drawing	
Karaoke	8:00 PM - ??

\*\*If you have a corn hole game, please bring it. There will be a possibility of corn hole tourney if we can find someone to run it. \*\*

2019-20	AUDIT REP	SHTG DUE	QM BOND	POPPIES	ADM FEE	DEL FEE	20 ELECTION
	HAVE	OWED	HAVE	ORDERED	DUE	Due	REPT RECEVED
DISTRICT 1	J		X	X			
717							
802							
1109		\$8.00					
1563							
2151							
2697			X				
2724							
5365							
6448							
6841							
7881	J		X				
9323		\$9.00					
9982							

7/31/2019

J=JUNE

S=SEPT

OWED

X=HAVE

X=HAVE

OWED

OWED

X= HAVE

D=DEC

M=MARCH

ORDERED

ORDERED

RECEIVED

AUDITS RECEIVED



2019-20	AUDIT REP	SHTG DUE	QM BOND	POPPIES	ADM FEE	DEL FEE	20 ELECTION
	HAVE	OWED	HAVE	ORDERED	DUE	Due	REPT RECEVED
DISTRICT 2	J						
748							
988							
1106							
1121							
1126							
1154							
1279		\$9.00					
1343	J		X				
1728	J						
2231							
2511							
3790	J		X	X			
7760	J						
9383	J						

7/31/2019

J=JUNE

S=SEPT

OWED

X=HAVE

X=HAVE

OWED

OWED

X= HAVE

D=DEC

M=MARCH

ORDERED

ORDERED

RECEIVED

AUDITS RECEIVED

2019-20	AUDIT REP	SHTG DUE	QM BOND	POPPIES	ADM FEE	DEL FEE	20 ELECTION
	HAVE	OWED	HAVE	ORDERED	DUE	Due	REPT RECEVED
DISTRICT 3	J						
88			X				
360	J						
985							
1130							
1162	J						
1954							
2536							
6919	J						
8972							
9423	J		X				
9820			X				

7/31/2019

J=JUNE

S=SEPT

OWED

X=HAVE

X=HAVE

OWED

OWED

X= HAVE

D=DEC

M=MARCH

ORDERED

ORDERED

RECEIVED

AUDITS RECEIVED



2019-20	AUDIT REP	SHTG DUE	QM BOND	POPPIES	ADM FEE	DEL FEE	20 ELECTION
	HAVE	OWED	HAVE	ORDERED	DUE	Due	REPT RECEVED
DISTRICT 4							
857							
1421							
1892							
2457							
2749							
3846							
4717		\$10.00					
5582	J						
6236							
6751			X				
7205	J						
10006		\$9.00					
11314		\$5.00					

7/31/2019

J=JUNE

S=SEPT

OWED

X=HAVE

ORDERED

OWED

OWED

X= HAVE

D=DEC

M=MARCH

ORDERED

ORDERED

RECEIVED

AUDITS RECEIVED

2019-20	AUDIT REP	SHTG DUE	QM BOND	POPPIES	ADM FEE	DEL FEE	20 ELECTION
	HAVE	OWED	HAVE	ORDERED	DUE	Due	REPT RECEVED
DISTRICT 5	J						
60							
266							
286							
1110							
1152							
2067							
2689							
5782							
7081	J						
7403							

7/31/2019

J=JUNE

S=SEPT

OWED

X=HAVE

X=HAVE

OWED

OWED

X= HAVE

D=DEC

M=MARCH

ORDERED

ORDERED

RECEIVED

AUDITS RECEIVED



2019-20	AUDIT REP	SHTG DUE	QM BOND	POPPIES	ADM FEE	DEL FEE	20 ELECTION
	HAVE	OWED	HAVE	ORDERED	DUE	Due	REPT RECEVED
DISTRICT 6							
910							
972							
1431							
1550		\$23.00					
1752							
2395		\$9.00					
3284							
3318							
6128	J						
6246							
6574		\$14.00					
8756							
10003			x				

7/31/2019

J=JUNE

S=SEPT

OWED

X=HAVE  
ORDERED

X=HAVE  
ORDERED

OWED

OWED

X= HAVE  
RECEIVED

D=DEC

M=MARCH

AUDITS RECEIVED

2019-20	AUDIT REP	SHTG DUE	QM BOND	POPPIES	ADM FEE	DEL FEE	20 ELECTION
	HAVE	OWED	HAVE	ORDERED	DUE	Due	REPT RECEVED
DISTRICT 7			X				
604							
1111				X			
1127	J						
1157			X				
1257							
1405	J			X			
2459	J						
2714	J						
3321							
5864							
6606							
6978							
7117	J						
7118				X			
7850	J						
8589	J		X	X			
9297							
9395				X			
9627	J						

7/31/2019

J=JUNE

S=SEPT

OWED

X=HAVE  
ORDERED

X=HAVE  
ORDERED

OWED

OWED

X= HAVE  
RECEIVED

D=DEC

M=MARCH

AUDITS RECEIVED

2019-20	AUDIT REP	SHTG DUE	QM BOND	POPPIES	ADM FEE	DEL FEE	20 ELECTION
	HAVE	OWED	HAVE	ORDERED	DUE	Due	REPT RECEVED
DISTRICT 8							
673	J		X				
1114							
1427							
1693							
1832							
2366	J						
2939	J						
2950	J						
2953		\$15.00					
3281							
3418							
3587	J						
6160							
11365	J	\$5.00					

7/31/2019

J=JUNE

S=SEPT

OWED

X=HAVE

X=HAVE

OWED

OWED

X= HAVE

D=DEC

M=MARCH

ORDERED

ORDERED

RECEIVED

AUDITS RECEIVED



2019-20	AUDIT REP	SHTG DUE	QM BOND	POPPIES	ADM FEE	DEL FEE	20 ELECTION
	HAVE	OWED	HAVE	ORDERED	DUE	Due	REPT RECEVED
DISTRICT 9							
1083		\$5.00					
1686							
1925		\$56.00					
1969							
1987							
2014							
2021	J			X			
3183	J		X				
5312							
5396	J						
6195	J		X	X			
6234	J						
6582							
6636	J						
8302	J						
9107	J						
9987		\$5.00					

7/31/2019

J=JUNE

S=SEPT

OWED

X=HAVE

ORDERED

OWED

OWED

X= HAVE

D=DEC

M=MARCH

ORDERED

ORDERED

RECEIVED

AUDITS RECEIVED

2019-20	AUDIT REP	SHTG DUE	QM BOND	POPPIES	ADM FEE	DEL FEE	20 ELECTION
	HAVE	OWED	HAVE	ORDERED	DUE	Due	REPT RECEVED
DISTRICT 10							
571	J						
1108	J						
1282			X				
1472	J						
2693							
2695	J		X				
6904	J						
7084							

7/31/2019

J=JUNE

S=SEPT

OWED

X=HAVE

X=HAVE

OWED

OWED

X= HAVE

D=DEC

M=MARCH

ORDERED

ORDERED

RECEIVED

AUDITS RECEIVED

2019-20	AUDIT REP	SHTG DUE	QM BOND	POPPIES	ADM FEE	DEL FEE	20 ELECTION
	HAVE	OWED	HAVE	ORDERED	DUE	Due	REPT RECEVED
DISTRICT 11							
98	J		X				
261	J						
908							
1120	J						
1587	J						
2839							
2999	J		X				
5626	J						
7119							

7/31/2019

J=JUNE

S=SEPT

OWED

X=HAVE

X=HAVE

OWED

OWED

X= HAVE

D=DEC

M=MARCH

ORDERED

ORDERED

RECEIVED

AUDITS RECEIVED



Membership as of 31 July, 2019

Post	Dist	Life	New	Reinst	Cont	Total	Prior Year	Percent	Div	City	State	N/R LM	N/R %
<b>District Totals</b>	<b>1</b>	0	1	0	16	17	1705	0.99%	4			0	<b>0.06 %</b>
<b>District Totals</b>	<b>2</b>	0	1	0	37	38	2524	1.50%	3			0	<b>0.04 %</b>
<b>District Totals</b>	<b>3</b>	0	2	1	27	30	2429	1.23%	3			0	<b>0.12 %</b>
<b>District Totals</b>	<b>4</b>	0	1	0	32	33	2076	1.58%	4			0	<b>0.05 %</b>
<b>District Totals</b>	<b>5</b>	0	8	8	94	110	2631	4.18%	3			0	<b>0.61 %</b>
<b>District Totals</b>	<b>6</b>	0	4	0	30	34	3117	1.09%	3			0	<b>0.13 %</b>
<b>District Totals</b>	<b>7</b>	0	3	3	72	78	3634	2.14%	2			0	<b>0.17 %</b>
<b>District Totals</b>	<b>8</b>	0	4	0	83	87	4704	1.84%	2			0	<b>0.09 %</b>
<b>District Totals</b>	<b>9</b>	0	3	0	37	40	2270	1.76%	3			0	<b>0.13 %</b>
<b>District Totals</b>	<b>10</b>	0	0	0	28	28	1687	1.65%	4			0	<b>0.00 %</b>
<b>District Totals</b>	<b>11</b>	0	7	0	53	60	2075	2.89%	4			0	<b>0.34 %</b>
<b>District Totals</b>	<b>99</b>	0	4	0	37	41	2884	1.42%	3			0	<b>0.14 %</b>
<b>State Total</b>		0	38	12	546	596	31736	<b>1.87%</b>				0	<b>0.16 %</b>

Membership as of 31 July, 2019

## District 1

Post	Dist	Life	New	Reinst	Cont	Total	Prior Year	Percent	Div	City	State	N/R LM	Prior Annual	Retention	N/R %
717	1	0	0	0	1	1	267	0.37%	3	SAINT JOHN	IN	0	200	11.00%	0.00 %
802	1	0	0	0	3	3	262	1.15%	3	HAMMOND	IN	0	69	24.64%	0.00 %
1109	1	0	0	0	0	0	74	0.00%	8	HIGHLAND	IN	0	23	17.39%	0.00 %
1563	1	0	1	0	1	2	172	1.16%	5	MERRILLVILLE	IN	0	63	4.76%	0.58 %
2151	1	0	0	0	0	0	97	0.00%	7	GARY	IN	0	11	45.45%	0.00 %
2697	1	0	0	0	1	1	56	1.79%	9	MUNSTER	IN	0	20	10.00%	0.00 %
2724	1	0	0	0	0	0	42	0.00%	10	WHITING	IN	0	28	10.71%	0.00 %
5365	1	0	0	0	4	4	168	2.38%	5	HOBART	IN	0	71	12.68%	0.00 %
6448	1	0	0	0	4	4	94	4.26%	7	DYER	IN	0	36	22.22%	0.00 %
6841	1	0	0	0	1	1	195	0.51%	4	LOWELL	IN	0	39	10.26%	0.00 %
7881	1	0	0	0	0	0	84	0.00%	8	HESSVILLE	IN	0	23	8.70%	0.00 %
9323	1	0	0	0	0	0	84	0.00%	8	LAKE STATION	IN	0	18	16.67%	0.00 %
9982	1	0	0	0	1	1	110	0.91%	7	GRIFFITH	IN	0	35	5.71%	0.00 %
<b>District Total</b>		<b>0</b>	<b>1</b>	<b>0</b>	<b>16</b>	<b>17</b>	<b>1705</b>	<b>0.99%</b>	<b>4</b>			<b>0</b>			<b>0.06 %</b>

Membership as of 31 July, 2019

## District 2

Post	Dist	Life	New	Reinst	Cont	Total	Prior Year	Percent	Div	City	State	N/R LM	Prior Annual	Retention	N/R %
748	2	0	0	0	4	4	173	2.31%	5	KNOX	IN	0	54	16.67%	0.00 %
988	2	0	0	0	3	3	229	1.31%	4	VALPARAISO	IN	0	70	11.43%	0.00 %
1106	2	0	0	0	1	1	54	1.85%	9	REYNOLDS	IN	0	20	0.00%	0.00 %
1121	2	0	0	0	3	3	57	5.26%	9	KEWANNA	IN	0	12	41.67%	0.00 %
1126	2	0	0	0	4	4	180	2.22%	5	WARSAW	IN	0	29	31.03%	0.00 %
1154	2	0	1	0	5	6	461	1.30%	2	LAFAYETTE	IN	0	73	15.07%	0.22 %
1279	2	0	0	0	2	2	120	1.67%	6	RENSSELAER	IN	0	25	12.00%	0.00 %
1343	2	0	0	0	4	4	161	2.48%	5	ROCHESTER	IN	0	67	13.43%	0.00 %
1728	2	0	0	0	0	0	190	0.00%	4	WINAMAC	IN	0	34	11.76%	0.00 %
2231	2	0	0	0	0	0	138	0.00%	6	MONTICELLO	IN	0	48	8.33%	0.00 %
2511	2	0	0	0	2	2	129	1.55%	6	PORTER	IN	0	42	11.90%	0.00 %
3790	2	0	0	0	5	5	414	1.21%	2	LOGANSPOUT	IN	0	80	21.25%	0.00 %
7760	2	0	0	0	4	4	104	3.85%	7	PORTAGE	IN	0	47	12.77%	0.00 %
9383	2	0	0	0	0	0	114	0.00%	6	DELPHI	IN	0	53	11.32%	0.00 %
<b>District Total</b>		<b>0</b>	<b>1</b>	<b>0</b>	<b>37</b>	<b>38</b>	<b>2524</b>	<b>1.50%</b>	<b>3</b>			<b>0</b>			<b>0.04 %</b>



Membership as of 31 July, 2019

## District 3

Post	Dist	Life	New	Reinst	Cont	Total	Prior Year	Percent	Div	City	State	N/R LM	Prior Annual	Retention	N/R %
88	3	0	0	0	3	3	91	3.30%	7	ELKHART	IN	0	32	18.75%	0.00 %
360	3	0	2	0	5	7	745	0.94%	2	MISHAWAKA	IN	0	131	13.74%	0.27 %
985	3	0	0	0	5	5	311	1.61%	3	GOSHEN	IN	0	85	11.76%	0.00 %
1130	3	0	0	0	3	3	276	1.09%	3	LA PORTE	IN	0	111	10.81%	0.00 %
1162	3	0	0	0	2	2	133	1.50%	6	PLYMOUTH	IN	0	43	9.30%	0.00 %
1954	3	0	0	0	2	2	163	1.23%	5	NORTH LIBERTY	IN	0	62	8.06%	0.00 %
2536	3	0	0	0	3	3	221	1.36%	4	MICHIGAN CITY	IN	0	70	5.71%	0.00 %
6919	3	0	0	0	1	1	96	1.04%	7	CULVER	IN	0	24	4.17%	0.00 %
8748	3	0	0	0	0	0	32	0.00%	10	SOUTH BEND	IN	0	18	83.33%	0.00 %
8972	3	0	0	1	1	2	151	1.32%	5	BREMEN	IN	0	25	12.00%	0.66 %
9423	3	0	0	0	1	1	111	0.90%	7	ROLLING PRAIRIE	IN	0	30	16.67%	0.00 %
9820	3	0	0	0	1	1	99	1.01%	7	SOUTH BEND	IN	0	25	8.00%	0.00 %
<b>District Total</b>		<b>0</b>	<b>2</b>	<b>1</b>	<b>27</b>	<b>30</b>	<b>2429</b>	<b>1.23%</b>	<b>3</b>			<b>0</b>			<b>0.12 %</b>

Membership as of 31 July, 2019

## District 4

Post	Dist	Life	New	Reinst	Cont	Total	Prior Year	Percent	Div	City	State	N/R LM	Prior Annual	Retention	N/R %
857	4	0	0	0	6	6	243	2.47%	4	FORT WAYNE	IN	0	75	17.33%	0.00 %
1421	4	0	0	0	1	1	266	0.38%	3	FORT WAYNE	IN	0	17	17.65%	0.00 %
1892	4	0	0	0	1	1	113	0.88%	6	GARRETT	IN	0	38	7.89%	0.00 %
2457	4	0	0	0	8	8	220	3.64%	4	NEW HAVEN	IN	0	93	18.28%	0.00 %
2749	4	0	1	0	2	3	309	0.97%	3	KENDALLVILLE	IN	0	78	15.38%	0.32 %
3846	4	0	0	0	0	0	90	0.00%	7	CHURUBUSCO	IN	0	12	16.67%	0.00 %
4717	4	0	0	0	3	3	94	3.19%	7	WOLF LAKE	IN	0	28	21.43%	0.00 %
5582	4	0	0	0	2	2	164	1.22%	5	COLUMBIA CITY	IN	0	22	45.45%	0.00 %
6236	4	0	0	0	5	5	111	4.50%	7	DECATUR	IN	0	27	18.52%	0.00 %
6751	4	0	0	0	0	0	124	0.00%	6	GENEVA	IN	0	7	14.29%	0.00 %
7205	4	0	0	0	2	2	203	0.99%	4	ANGOLA	IN	0	46	10.87%	0.00 %
10006	4	0	0	0	1	1	108	0.93%	7	FORT WAYNE	IN	0	16	18.75%	0.00 %
11314 <b>S</b>	4	0	0	0	1	1	31	3.23%	10	<b>HUNTERTOWN</b>	IN	0	14	0.00%	0.00 %
<b>District Total</b>		<b>0</b>	<b>1</b>	<b>0</b>	<b>32</b>	<b>33</b>	<b>2076</b>	<b>1.58%</b>	<b>4</b>			<b>0</b>			<b>0.05 %</b>

Membership as of 31 July, 2019

## District 5

Post	Dist	Life	New	Reinst	Cont	Total	Prior Year	Percent	Div	City	State	N/R LM	Prior Annual	Retention	N/R %
60	5	0	0	0	0	0	68	0.00%	8	MARION	IN	0	18	5.56%	0.00 %
266	5	0	0	0	1	1	305	0.33%	3	ANDERSON	IN	0	46	8.70%	0.00 %
286	5	0	0	0	0	0	161	0.00%	5	WABASH	IN	0	93	3.23%	0.00 %
1110	5	0	0	0	4	4	122	3.28%	6	FRANKFORT	IN	0	39	25.64%	0.00 %
1152	5	0	6	2	19	27	696	3.88%	2	KOKOMO	IN	0	227	15.86%	1.15 %
2067	5	0	1	0	5	6	298	2.01%	3	PERU	IN	0	103	8.74%	0.34 %
2689	5	0	1	5	62	68	458	14.85%	2	HUNTINGTON	IN	0	266	31.95%	1.31 %
5782	5	0	0	1	1	2	204	0.98%	4	ELWOOD	IN	0	78	3.85%	0.49 %
7081	5	0	0	0	1	1	156	0.64%	5	DUNKIRK	IN	0	23	4.35%	0.00 %
7403	5	0	0	0	1	1	163	0.61%	5	MARION	IN	0	33	6.06%	0.00 %
<b>District Total</b>		<b>0</b>	<b>8</b>	<b>8</b>	<b>94</b>	<b>110</b>	<b>2631</b>	<b>4.18%</b>	<b>3</b>			<b>0</b>			<b>0.61 %</b>



Membership as of 31 July, 2019

## District 6

Post	Dist	Life	New	Reinst	Cont	Total	Prior Year	Percent	Div	City	State	N/R LM	Prior Annual	Retention	N/R %
910	6	0	0	0	4	4	147	2.72%	5	LEBANON	IN	0	56	16.07%	0.00 %
972	6	0	1	0	4	5	1091	0.46%	1	TERRE HAUTE	IN	0	153	7.84%	0.09 %
1431	6	0	1	0	1	2	208	0.96%	4	CRAWFORDSVILLE	IN	0	51	9.80%	0.48 %
1550	6	0	1	0	0	1	279	0.36%	3	GREENCASTLE	IN	0	15	13.33%	0.36 %
1752	6	0	0	0	4	4	104	3.85%	7	ROCKVILLE	IN	0	41	12.20%	0.00 %
2395	6	0	0	0	1	1	115	0.87%	6	COVINGTON	IN	0	22	13.64%	0.00 %
3284	6	0	0	0	0	0	55	0.00%	9	ROACHDALE	IN	0	17	23.53%	0.00 %
3318	6	0	0	0	0	0	270	0.00%	3	ATTICA	IN	0	83	4.82%	0.00 %
6128	6	0	1	0	1	2	153	1.31%	5	BROWNSBURG	IN	0	83	10.84%	0.65 %
6246	6	0	0	0	4	4	233	1.72%	4	NOBLESVILLE	IN	0	74	13.51%	0.00 %
6574	6	0	0	0	0	0	161	0.00%	5	WEST TERRE HAUTE	IN	0	22	4.55%	0.00 %
8756	6	0	0	0	0	0	43	0.00%	10	CICERO	IN	0	13	7.69%	0.00 %
10003	6	0	0	0	11	11	258	4.26%	3	CARMEL	IN	0	119	20.17%	0.00 %
<b>District Total</b>		<b>0</b>	<b>4</b>	<b>0</b>	<b>30</b>	<b>34</b>	<b>3117</b>	<b>1.09%</b>	<b>3</b>			<b>0</b>			<b>0.13 %</b>

Membership as of 31 July, 2019

## District 7

Post	Dist	Life	New	Reinst	Cont	Total	Prior Year	Percent	Div	City	State	N/R LM	Prior Annual	Retention	N/R %
604	7	0	0	0	3	3	205	1.46%	4	BLOOMINGTON	IN	0	57	17.54%	0.00 %
1111	7	0	1	0	3	4	445	0.67%	2	MOORESVILLE	IN	0	67	10.45%	0.00 %
1127	7	0	0	1	8	9	198	5.05%	4	BRAZIL	IN	0	87	17.24%	1.01 %
1157	7	0	0	2	5	7	241	2.90%	4	VINCENNES	IN	0	114	15.79%	0.83 %
1257	7	0	0	0	3	3	238	1.26%	4	MARTINSVILLE	IN	0	30	13.33%	0.00 %
1405	7	0	0	0	3	3	138	2.17%	6	SPENCER	IN	0	31	12.90%	0.00 %
2459	7	0	0	0	7	7	140	5.00%	6	SULLIVAN	IN	0	47	19.15%	0.00 %
2714	7	0	0	0	2	2	268	0.75%	3	FORT BRANCH	IN	0	103	11.65%	0.00 %
3321	7	0	0	0	2	2	129	1.55%	6	WASHINGTON	IN	0	59	16.95%	0.00 %
5864	7	0	0	0	16	16	494	3.24%	2	GREENWOOD	IN	0	194	15.98%	0.00 %
6606	7	0	0	0	1	1	106	0.94%	7	CLAY CITY	IN	0	29	10.34%	0.00 %
6978	7	0	1	0	3	4	300	1.33%	3	NEW WHITELAND	IN	0	42	7.14%	0.33 %
7117	7	0	0	0	2	2	126	1.59%	6	WORTHINGTON	IN	0	24	12.50%	0.00 %
7118	7	0	0	0	5	5	103	4.85%	7	LINTON	IN	0	45	17.78%	0.00 %
7850	7	0	0	0	0	0	60	0.00%	9	GOSPORT	IN	0	22	9.09%	0.00 %
8589	7	0	1	0	1	2	58	3.45%	9	SHOALS	IN	0	25	8.00%	1.72 %
9297	7	0	0	0	3	3	164	1.83%	5	CRANE	IN	0	57	7.02%	0.00 %
9395	7	0	0	0	4	4	99	4.04%	7	LOGOOTEETEE	IN	0	47	19.15%	0.00 %
9627	7	0	0	0	1	1	122	0.82%	6	ODON	IN	0	44	27.27%	0.00 %
<b>District Total</b>		<b>0</b>	<b>3</b>	<b>3</b>	<b>72</b>	<b>78</b>	<b>3634</b>	<b>2.14%</b>	<b>2</b>			<b>0</b>			<b>0.17 %</b>

Membership as of 31 July, 2019

## District 8

Post	Dist	Life	New	Reinst	Cont	Total	Prior Year	Percent	Div	City	State	N/R LM	Prior Annual	Retention	N/R %
673	8	0	0	0	2	2	377	0.53%	2	JASPER	IN	0	71	11.27%	0.00 %
1114	8	0	0	0	60	60	1804	3.33%	1	EVANSVILLE	IN	0	672	19.05%	0.00 %
1427	8	0	0	0	1	1	113	0.88%	6	CHARLESTOWN	IN	0	16	6.25%	0.00 %
1693	8	0	0	0	2	2	386	0.52%	2	NEW ALBANY	IN	0	58	5.17%	0.00 %
1832	8	0	0	0	1	1	226	0.44%	4	CLARKSVILLE	IN	0	22	13.64%	0.00 %
2366	8	0	0	0	0	0	178	0.00%	5	HUNTINGBURG	IN	0	82	9.76%	0.00 %
2939	8	0	0	0	5	5	175	2.86%	5	TELL CITY	IN	0	53	26.42%	0.00 %
2950	8	0	1	0	1	2	168	1.19%	5	CORYDON	IN	0	60	8.33%	0.60 %
2953	8	0	0	0	1	1	206	0.49%	4	EVANSVILLE	IN	0	42	9.52%	0.00 %
3281	8	0	1	0	3	4	469	0.85%	2	NEW ALBANY	IN	0	82	10.98%	0.21 %
3418	8	0	2	0	0	2	295	0.68%	3	BOONVILLE	IN	0	91	16.48%	0.68 %
3587	8	0	0	0	4	4	165	2.42%	5	PETERSBURG	IN	0	32	12.50%	0.00 %
6160	8	0	0	0	3	3	85	3.53%	8	ENGLISH	IN	0	30	23.33%	0.00 %
11365	8	0	0	0	0	0	57	0.00%	9	FERDINAND	IN	0	17	5.88%	0.00 %
<b>District Total</b>		<b>0</b>	<b>4</b>	<b>0</b>	<b>83</b>	<b>87</b>	<b>4704</b>	<b>1.84%</b>	<b>2</b>			<b>0</b>			<b>0.09 %</b>

Membership as of 31 July, 2019

## District 9

Post	Dist	Life	New	Reinst	Cont	Total	Prior Year	Percent	Div	City	State	N/R LM	Prior Annual	Retention	N/R %
1083 S	9	0	0	0	0	0	50	0.00%	10	CROTHERSVILLE	IN	0	16	68.75%	0.00 %
1686	9	0	1	0	5	6	115	5.22%	6	OOLITIC	IN	0	39	94.87%	8.91 %
1925	9	0	0	0	1	1	295	0.34%	3	SEYMOUR	IN	1	116	87.93%	1.71 %
1969	9	0	0	0	3	3	193	1.55%	4	MADISON	IN	0	43	90.70%	1.98 %
1987	9	0	0	0	3	3	167	1.80%	5	COLUMBUS	IN	1	52	63.46%	2.16 %
2014	9	0	0	0	5	5	149	3.36%	5	BROOKVILLE	IN	0	57	85.96%	3.40 %
2021	9	0	0	0	0	0	102	0.00%	7	NORTH VERNON	IN	0	42	73.81%	2.88 %
3183	9	0	0	0	2	2	162	1.23%	5	BATESVILLE	IN	1	50	94.00%	1.21 %
5312 S	9	0	0	0	1	1	153	0.65%	5	AURORA	IN	0	31	77.42%	1.99 %
5396	9	0	0	0	5	5	110	4.55%	7	VEVAY	IN	0	60	68.33%	4.92 %
6195	9	0	0	0	0	0	69	0.00%	8	NASHVILLE	IN	0	17	100.00%	0.00 %
6234	9	0	0	0	3	3	115	2.61%	6	MILAN	IN	0	46	100.00%	0.86 %
6582	9	0	0	0	0	0	164	0.00%	5	AUSTIN	IN	0	31	70.97%	2.47 %
6636	9	0	0	0	5	5	182	2.75%	5	SALEM	IN	0	95	98.95%	0.56 %
8302	9	0	2	0	1	3	85	3.53%	8	PAOLI	IN	0	31	90.32%	2.44 %
9107	9	0	0	0	2	2	116	1.72%	6	MITCHELL	IN	0	50	82.00%	1.68 %
9987	9	0	0	0	1	1	43	2.33%	10	NAPOLEON	IN	0	15	100.00%	0.00 %
<b>District Total</b>		<b>0</b>	<b>3</b>	<b>0</b>	<b>37</b>	<b>40</b>	<b>2270</b>	<b>1.76%</b>	<b>3</b>			<b>3</b>			<b>2.22%</b>



Membership as of 31 July, 2019

## District 10

Post	Dist	Life	New	Reinst	Cont	Total	Prior Year	Percent	Div	City	State	N/R LM	Prior Annual	Retention	N/R %
571	10	0	0	0	4	4	166	2.41%	5	CONNERSVILLE	IN	0	48	10.42%	0.00 %
1108	10	0	0	0	4	4	407	0.98%	2	RICHMOND	IN	0	121	19.01%	0.00 %
1282	10	0	0	0	1	1	236	0.42%	4	NEW CASTLE	IN	0	58	6.90%	0.00 %
1472	10	0	0	0	1	1	74	1.35%	8	LIBERTY	IN	0	15	20.00%	0.00 %
2693	10	0	0	0	9	9	230	3.91%	4	GREENFIELD	IN	0	116	14.66%	0.00 %
2695	10	0	0	0	4	4	279	1.43%	3	SHELBYVILLE	IN	0	59	18.64%	0.00 %
6904	10	0	0	0	3	3	161	1.86%	5	FORTVILLE	IN	0	51	9.80%	0.00 %
7084	10	0	0	0	2	2	134	1.49%	6	UNION CITY	IN	0	27	7.41%	0.00 %
<b>District Total</b>		<b>0</b>	<b>0</b>	<b>0</b>	<b>28</b>	<b>28</b>	<b>1687</b>	<b>1.65%</b>	<b>4</b>			<b>0</b>			<b>0.00 %</b>

Membership as of 31 July, 2019

## District 11

Post	Dist	Life	New	Reinst	Cont	Total	Prior Year	Percent	Div	City	State	N/R LM	Prior Annual	Retention	N/R %
98	11	0	0	0	0	0	115	0.00%	6	INDIANAPOLIS	IN	0	40	10.00%	0.00 %
261	11	0	0	0	8	8	211	3.79%	4	LAWRENCE	IN	0	73	21.92%	0.00 %
908	11	0	0	0	9	9	325	2.77%	3	INDIANAPOLIS	IN	0	191	8.38%	0.00 %
1120	11	0	0	0	1	1	203	0.49%	4	INDIANAPOLIS	IN	0	48	12.50%	0.00 %
1587	11	0	7	0	19	26	305	8.52%	3	INDIANAPOLIS	IN	0	166	17.47%	2.30 %
2839	11	0	0	0	4	4	163	2.45%	5	INDIANAPOLIS	IN	0	40	12.50%	0.00 %
2999	11	0	0	0	2	2	184	1.09%	5	INDIANAPOLIS	IN	0	42	9.52%	0.00 %
5626	11	0	0	0	1	1	105	0.95%	7	BEECH GROVE	IN	0	33	12.12%	0.00 %
7119	11	0	0	0	9	9	464	1.94%	2	INDIANAPOLIS	IN	0	123	16.26%	0.00 %
<b>District Total</b>		<b>0</b>	<b>7</b>	<b>0</b>	<b>53</b>	<b>60</b>	<b>2075</b>	<b>2.89%</b>	<b>4</b>			<b>0</b>			<b>0.34 %</b>