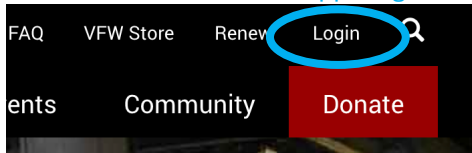


### National VFW site (VFW.ORG)

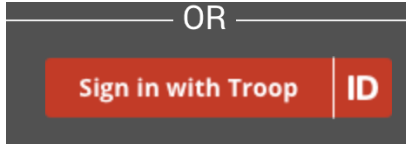
- **OMS:** Post Membership functions, VMS (make a donation), ALL AMERICAN Dashboard (see status on VFW Programs), and Reporting (membership numbers)
- **MEMBER INFO:** General Orders, National Bulletin, Forms, and Training
- **VFW National Help Desk 1-833-839-8387**

### How to Login to the National VFW site:

1. Click to [HTTPS://VFW.ORG](https://vfw.org)
2. Click on LOGIN link in the **upper right**.



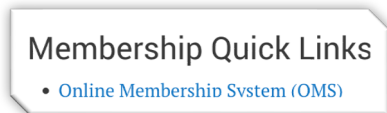
3. Click on Button to sign in through TROOP ID / ID.ME



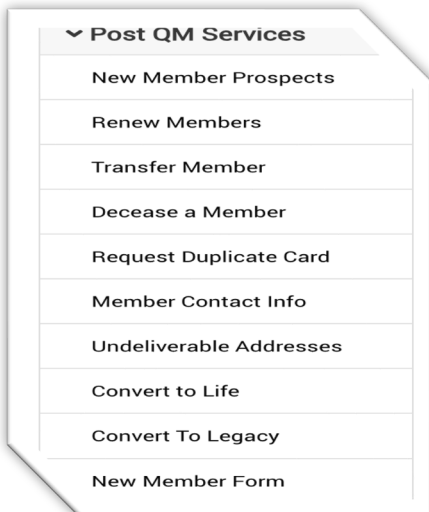
(for ID.ME help, please click to this VFW tutorial video series [HTTPS://BIT.LY/IDMEHELP](https://bit.ly/idmehelp))

### To Access OMS – Post Membership functions:

1. Immediately after logging in, scroll down and click on the OMS link **OR** type this into the address bar [HTTPS://OMS.VFW.ORG/](https://oms.vfw.org/)



2. In the menu on the left, click on “Post QM Services” to expand the menu

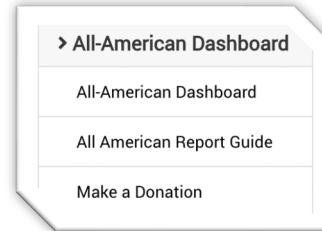


### To Access OMS – VMS and All American Dashboard:

1. Immediately after logging in, scroll down and click on the OMS link **OR** type this into the address bar [HTTPS://OMS.VFW.ORG/](https://oms.vfw.org/)



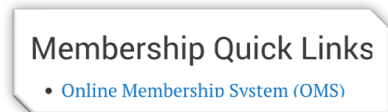
2. In the menu on the left, click on “All-American Dashboard” to expand the menu



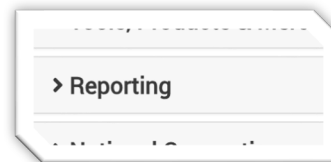
3. For VMS, click on the “Make A Donation” link **OR** for VFW programs status, click on the “All-American Dashboard” link

### To Access OMS – Reporting:

1. Immediately after logging in, scroll down and click on the OMS link **OR** type this into the address bar [HTTPS://OMS.VFW.ORG/](https://oms.vfw.org/)

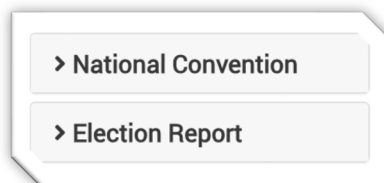


2. In the menu on the left, click on “Reporting” to expand the



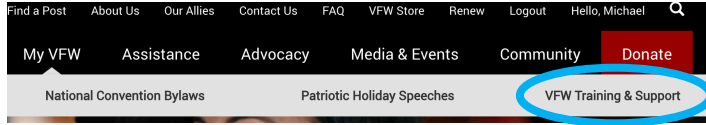
3. Select from (view varies by your VFW Position):  
Post Query (membership stats)  
Life Legacy Members (list of Life Legacy)  
Unpaid/Expiring Report (list of Members)

### OMS BONUS: can also provide Election Report AND UPDATES and Register for National Convention

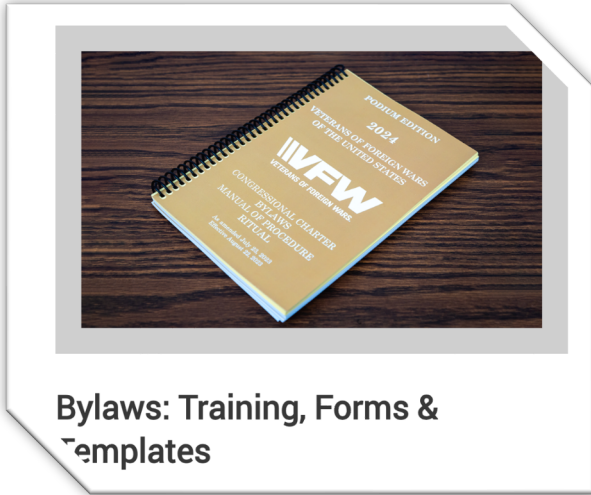


**To Access MEMBER INFO:**

1. Immediately after logging in, scroll down and hover on “My VFW” in the menu ribbon to show “VFW Training & Support” (click on that link)  
**OR** type this into the address bar  
HTTPS://WWW.VFW.ORG/MY-VFW/VFW-TRAINING-AND-SUPPORT



2. Scroll down to and click on “Bylaws: Training, Forms & Templates” link



3. Click to expand the area of interest:

